

RIDERSERIES RRD
RRD323110

Weidmüller Interface GmbH & Co. KG
 Klingenbergstraße 16
 D-32758 Detmold
 Germany
 Fon: +49 5231 14-0
 Fax: +49 5231 14-292083
 www.weidmueller.com

Product image


Similar to illustration

The ideal relay version for the separation of input and output signals in industrial automation.

High powers can be safely switched with the RIDERSERIES.

Conventional relays and LED indicators are simply plugged in, retaining and disassembly clips provide a secure fixing.

General ordering data

| | |
|------------|--|
| Type | RRD323110 |
| Order No. | 8690660000 |
| Version | RIDERSERIES RRD, Relay, No. of contacts: 3 CO contact with test button AgNi 90/10, Rated control voltage: 110 V DC, Continuous current: 10 A, Plug-in connection |
| GTIN (EAN) | 4032248361243 |
| Qty. | 25 pc(s). |

RIDERSERIES RRD
RRD323110

Weidmüller Interface GmbH & Co. KG
 Klingenbergstraße 16
 D-32758 Detmold
 Germany
 Fon: +49 5231 14-0
 Fax: +49 5231 14-292083
 www.weidmueller.com

Technical data**Dimensions and weights**

| | | | |
|------------|---------|-----------------|------------|
| Width | 35.5 mm | Width (inches) | 1.398 inch |
| Height | 35.5 mm | Height (inches) | 1.398 inch |
| Depth | 57 mm | Depth (inches) | 2.244 inch |
| Net weight | 85.56 g | | |

Temperatures

| | | | |
|-----------------------------|--|-----------------------------|----------------|
| Humidity | 40 °C / 93 % rel. humidity, no condensation | Operating temperature, max. | 60 °C |
| Operating temperature, min. | -40 °C | Storage temperature, max. | 60 °C |
| Storage temperature, min. | -40 °C | Operating temperature | -40 °C...60 °C |
| Storage temperature | -40 °C...60 °C | | |

Environmental Product Compliance

| | |
|------------|----------------|
| REACH SVHC | Lead 7439-92-1 |
|------------|----------------|

Rated data UL

| | |
|-------------------------|---------|
| Certificate No. (cURus) | E224238 |
|-------------------------|---------|

Input

| | | | |
|-----------------------|----------------|--------------------------------|--------------------|
| Rated control voltage | 110 V DC | Rated current DC | 11 mA |
| Power rating | 1.2 W | Pull-in/drop-out voltage, typ. | 82.5 V / 11.5 V DC |
| Coil resistance | 10000 Ω ± 12 % | Status indicator | red LED |

Output

| | | | |
|-------------------------|---|--|--------------|
| Rated switching voltage | 240 V AC | Max. switching voltage, AC | 400 V |
| Continuous current | 10 A | Inrush current | 20 A / 20 ms |
| Switch-on delay | ≤ 15 ms | Switch-off delay | ≤ 10 ms |
| Min. switching power | 1 mA @ 24 V, 10 mA @ 12 V, 100 mA @ 5 V | Max. switching frequency at rated load | 0.1 Hz |

Contact data

| | | | |
|--------------|--|-------------------------|---------------------------------------|
| Contact type | 3 CO contact with test button (AgNi 90/10) | Mechanical service life | 20 x 10 ⁶ switching cycles |
|--------------|--|-------------------------|---------------------------------------|

General data

| | | | |
|-------------|----------------|--------------------------------------|-----|
| Test button | yes (lockable) | Mechanical switch position indicator | Yes |
| Colour | Transparent | UL 94 flammability rating | V-2 |

Insulation coordination

| | | | |
|--|--------------------------------|--|--------------------------------|
| Rated voltage | 250 V | Surge voltage category | III |
| Pollution severity | 2 | Insulating material group | IIIa |
| Protection degree | IP20 | Dielectric strength, Input/Output | 2.5 kV _{eff} / 1 Min. |
| Creepage and clearance distance input – output | ≤ 3 mm | Dielectric strength of neighbouring contacts | 2.5 kV _{eff} / 1 Min. |
| Dielectric strength of open contact | 1.5 kV _{eff} / 1 min. | Impulse withstand voltage | 2.5 kV (1.2/50 μs) |

Data sheet

**RIDERSERIES RRD
RRD323110**

Weidmüller Interface GmbH & Co. KG
 Klingenbergstraße 16
 D-32758 Detmold
 Germany
 Fon: +49 5231 14-0
 Fax: +49 5231 14-292083
 www.weidmueller.com

Technical data

Further details of approvals / standards

| | | | |
|-------------------------|--------------------|-----------------------|----------------|
| Standards | IEC 61810-1, UL508 | Certificate No. (CSA) | 249409-2426937 |
| Certificate No. (cURus) | E224238 | | |

Connection data

| | |
|------------------------|--------------------|
| Wire connection method | Plug-in connection |
|------------------------|--------------------|

Classifications

| | | | |
|------------|-------------|------------|-------------|
| ETIM 3.0 | EC001437 | ETIM 4.0 | EC001437 |
| ETIM 5.0 | EC001437 | ETIM 6.0 | EC001437 |
| UNSPSC | 30-21-19-17 | eClass 5.1 | 27-37-16-01 |
| eClass 6.2 | 27-37-16-01 | eClass 7.1 | 27-37-16-01 |
| eClass 8.1 | 27-37-16-01 | eClass 9.0 | 27-37-16-01 |
| eClass 9.1 | 27-37-16-01 | | |

Approvals

Approvals



| | |
|------|---------|
| ROHS | Conform |
|------|---------|

Downloads

| | |
|---|--|
| Approval/Certificate/Document of Conformity | DE_PA5600_160401_005.pdf |
| Engineering Data | EPLAN_WSCAD |

**RIDERSERIES RRD
RRD323110**

Weidmüller Interface GmbH & Co. KG
 Klingenbergstraße 16
 D-32758 Detmold
 Germany
 Fon: +49 5231 14-0
 Fax: +49 5231 14-292083
 www.weidmueller.com

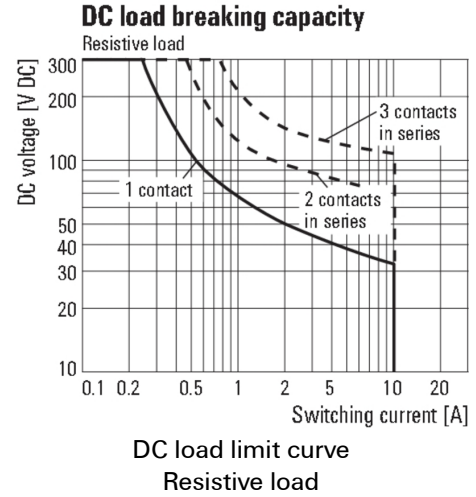
Drawings

Wiring diagram

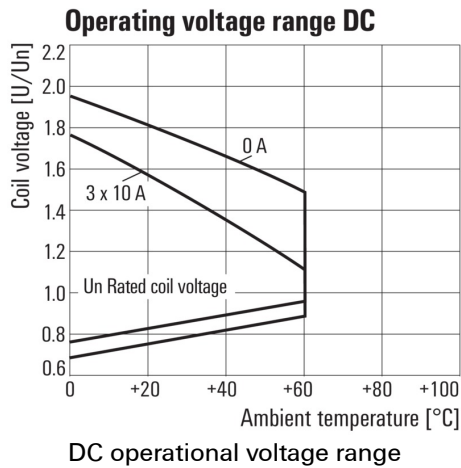
Circuit diagram
View of connections



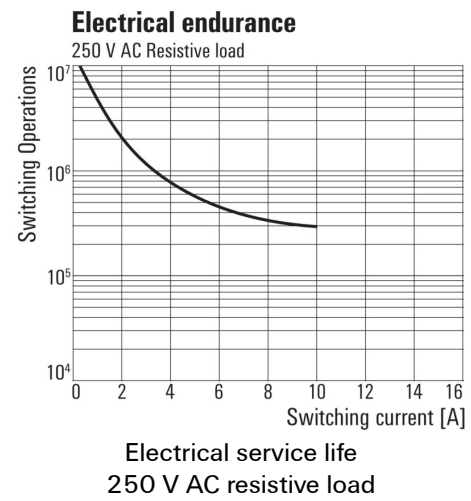
Graph



Graph



Graph



**RIDERSERIES RRD
RRD323110**

Weidmüller Interface GmbH & Co. KG
 Klingenbergstraße 16
 D-32758 Detmold
 Germany
 Fon: +49 5231 14-0
 Fax: +49 5231 14-292083
 www.weidmueller.com

Drawings

Miscellaneous



Type codes