

RIDERSERIES RCL
RCL314615

Weidmüller Interface GmbH & Co. KG
Klingenbergstraße 16
D-32758 Detmold
Germany
Fon: +49 5231 14-0
Fax: +49 5231 14-292083
www.weidmueller.com

Product image

Similar to illustration

Standard relay within the RIDERSERIES RCL

- 1 CO contact
- optionally: AC or DC coils

General ordering data

Type	RCL314615
Order No.	8693890000
Version	RIDERSERIES RCL, Relay, No. of contacts: 1 CO contact AgNi 90/10, Rated control voltage: 115 V AC, Continuous current: 16 A, Plug-in connection
GTIN (EAN)	4032248365357
Qty.	20 pc(s).

RIDERSERIES RCL
RCL314615

Weidmüller Interface GmbH & Co. KG
 Klingenbergstraße 16
 D-32758 Detmold
 Germany
 Fon: +49 5231 14-0
 Fax: +49 5231 14-292083
 www.weidmueller.com

Technical data
Dimensions and weights

Width	12.7 mm	Width (inches)	0.5 inch
Height	29 mm	Height (inches)	1.142 inch
Depth	15.7 mm	Depth (inches)	0.618 inch
Net weight	12.58 g		

Temperatures

Humidity	40 °C / 93 % rel. humidity, no condensation	Operating temperature, max.	70 °C
Operating temperature, min.	-40 °C	Storage temperature, max.	85 °C
Storage temperature, min.	-40 °C	Operating temperature	-40 °C...70 °C
Storage temperature	-40 °C...85 °C		

Environmental Product Compliance

REACH SVHC	Lead 7439-92-1
------------	----------------

Rated data UL

Certificate No. (cURus)	E224238
-------------------------	---------

Input

Rated control voltage	115 V AC	Rated current AC	6.6 mA
Power rating	0.75 VA	Pull-in/drop-out voltage, typ.	86.3 V / 17.3 V AC
Coil resistance	8100 Ω ± 15 %		

Output

Rated switching voltage	250 V AC	Max. switching voltage, AC	400 V
Continuous current	16 A	Inrush current	30 A / 4 s
Switch-on delay	≤ 8 ms	Switch-off delay	≤ 6 ms
Min. switching power	1 mA @ 24 V, 10 mA @ 12 V, 100 mA @ 5 V	Max. switching frequency at rated load	0.1 Hz

Contact data

Contact type	1 CO contact (AgNi 90/10)	Mechanical service life	AC coil 10 x 10 ⁶ switching cycles, DC coil 30 x 10 ⁶ switching cycles
--------------	---------------------------	-------------------------	--

General data

Test button	No	Mechanical switch position indicator	No
Colour	Transparent	UL 94 flammability rating	V-2

Insulation coordination

Rated voltage	250 V	Surge voltage category	III
Pollution severity	2	Insulating material group	IIIa
Protection degree	IP20	Dielectric strength, Input/Output	5 kV _{eff} / 1 min
Creepage and clearance distance input - output	≥ 10 mm	Dielectric strength of open contact	1 kV _{eff} / 1 min

Creation date May 28, 2019 2:42:49 PM CEST

Data sheet

**RIDERSERIES RCL
RCL314615**

Weidmüller Interface GmbH & Co. KG
 Klingenbergstraße 16
 D-32758 Detmold
 Germany
 Fon: +49 5231 14-0
 Fax: +49 5231 14-292083
 www.weidmueller.com

Technical data

Further details of approvals / standards

Standards	IEC 61810-1, UL508	Certificate No. (CSA)	249409-2426937
Certificate No. (cURus)	E224238		

Connection data

Wire connection method	Plug-in connection	Pitch in mm (P)	5 mm
------------------------	--------------------	-----------------	------

Classifications

ETIM 3.0	EC001437	ETIM 4.0	EC001437
ETIM 5.0	EC001437	ETIM 6.0	EC001437
UNSPSC	30-21-19-17	eClass 5.1	27-37-16-01
eClass 6.2	27-37-16-01	eClass 7.1	27-37-16-01
eClass 8.1	27-37-16-01	eClass 9.0	27-37-16-01
eClass 9.1	27-37-16-01		

Approvals

Approvals



ROHS Conform

Downloads

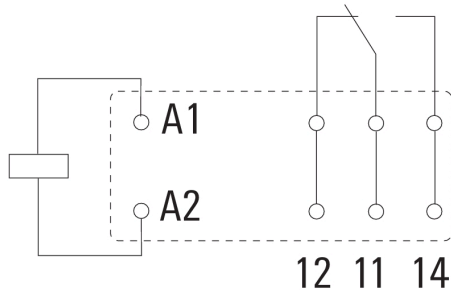
Engineering Data [EPLAN, WSCAD](#)

**RIDERSERIES RCL
RCL314615**

Weidmüller Interface GmbH & Co. KG
 Klingenbergstraße 16
 D-32758 Detmold
 Germany
 Fon: +49 5231 14-0
 Fax: +49 5231 14-292083
 www.weidmueller.com

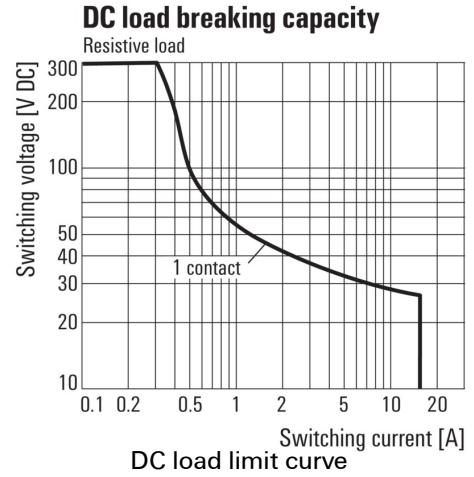
Drawings

Wiring diagram

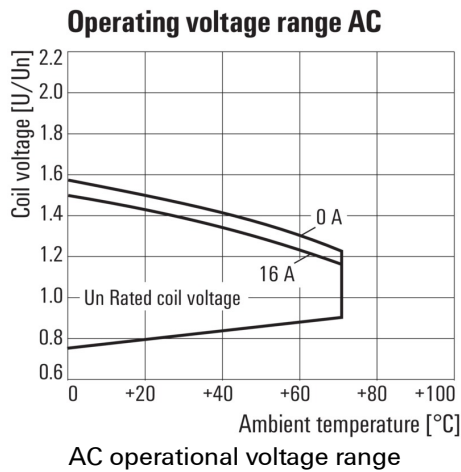


View of Pins from below

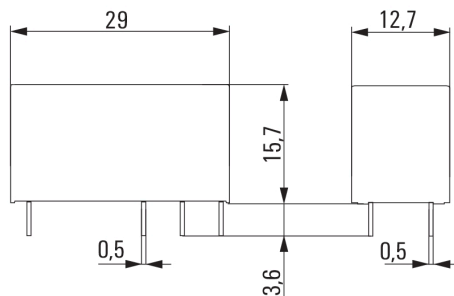
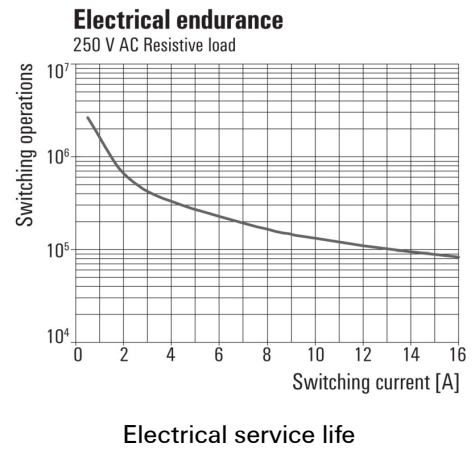
Graph



Graph



Graph

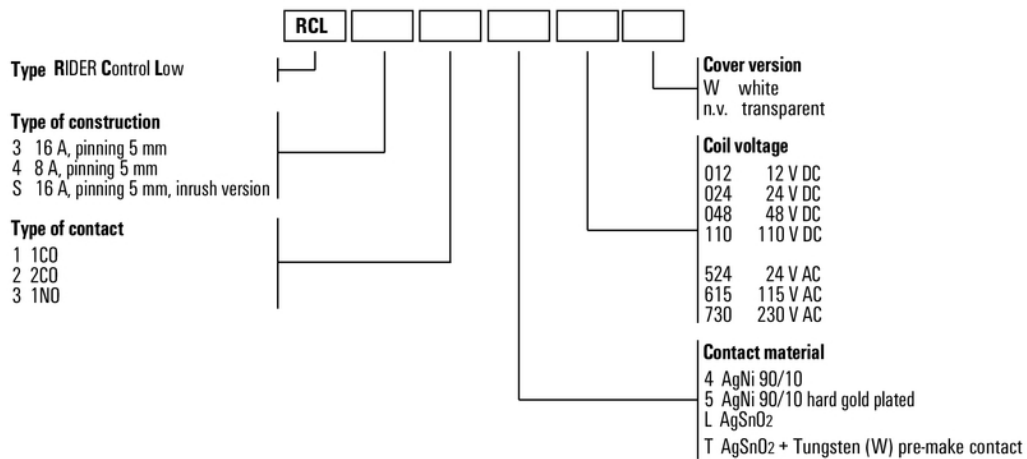


**RIDERSERIES RCL
RCL314615**

Weidmüller Interface GmbH & Co. KG
 Klingenbergstraße 16
 D-32758 Detmold
 Germany
 Fon: +49 5231 14-0
 Fax: +49 5231 14-292083
 www.weidmueller.com

Drawings

Miscellaneous



Type codes