


MCZ-SERIES TRAK MCZ R 48...110VDC 1CO AU TRAK

Weidmüller Interface GmbH & Co. KG
 Klingenbergstraße 16
 D-32758 Detmold
 Germany
 Fon: +49 5231 14-0
 Fax: +49 5231 14-292083
 www.weidmueller.com

Product image



Similar to illustration

The MCZ R relay couplers, with a width of only 6 mm, are the thinnest in their class.

They are distinguished by the following features:

- Tension clamp connection
- Integrated cross-connection in input/output.
Clampable conductor cross-section is 0.5 to 1.5 mm²

General ordering data

Type	MCZ R 48...110VDC 1CO AU TRAK
Order No.	8790500000
Version	MCZ-SERIES TRAK, Relays, No. of contacts: 1 CO contact AgSnO 5µm Au, Rated control voltage: 48 V...110 V DC +25 % / -30 %, Continuous current: 6 A, Tension-clamp connection
GTIN (EAN)	4032248479511
Qty.	10 pc(s).

MCZ-SERIES TRAK
MCZ R 48...110VDC 1CO AU TRAK

Weidmüller Interface GmbH & Co. KG
 Klingenbergstraße 16
 D-32758 Detmold
 Germany
 Fon: +49 5231 14-0
 Fax: +49 5231 14-292083
 www.weidmueller.com

Technical data**Dimensions and weights**

Width	6.1 mm	Width (inches)	0.24 inch
Height	91 mm	Height (inches)	3.583 inch
Depth	63.2 mm	Depth (inches)	2.488 inch
Net weight	28 g		

Temperatures

Humidity	95 % for 30 days, minimal condensation to EN 50155	Operating temperature, max.	70 °C
Operating temperature, min.	-25 °C	Storage temperature, max.	85 °C
Storage temperature, min.	-40 °C	Operating temperature	-25 °C...70 °C
Storage temperature	-40 °C...85 °C		

Environmental Product Compliance

REACH SVHC	Lead 7439-92-1
------------	----------------

Input

Rated control voltage	48...110 V DC + 25 % / - 30 %	Rated current DC	< 3 mA
Power rating	< 300 mW	Pull-in/drop-out voltage, typ.	25 V / 6 V DC
Status indicator	Green LED	Protective circuit	Free-wheeling diode, Varistor, Reverse polarity protection
Max. reset time after voltage interruption	10 ms		

Output

Rated switching voltage	250 V AC	Max. switching voltage, AC	250 V
Max. switching voltage, DC	250 V	Continuous current	6 A
Inrush current	6 A	Switch-on delay	< 4 ms
Switch-off delay	< 100 ms	Min. switching power	1 mA @ 1 V
Max. switching frequency at rated load	0.1 Hz		

Contact data

Contact type	1 CO contact (AgSnO 5µm Au)	Mechanical service life	10 x 10 ⁶ switching cycles
--------------	-----------------------------	-------------------------	---------------------------------------

General data

Version	for railway applications	Rail	TS 35
Test button	No	Mechanical switch position indicator	No
Open sides	right	Colour	beige
UL 94 flammability rating	V-0		

Insulation coordination

Rated voltage	300 V	Surge voltage category	III
Pollution severity	2	Protection degree	IP20
Dielectric strength, Input/Output	4 kV _{eff} / 1 s	Creepage and clearance distance input - output	≥ 5.5 mm
Dielectric strength to mounting rail	4 kV _{eff} / 1 Min.	Impulse withstand voltage	4 kV (1.2/50 µs)

Creation date May 28, 2019 2:44:30 PM CEST

MCZ-SERIES TRAK
MCZ R 48... 110VDC 1CO AU TRAK

Weidmüller Interface GmbH & Co. KG
 Klingenbergstraße 16
 D-32758 Detmold
 Germany
 Fon: +49 5231 14-0
 Fax: +49 5231 14-292083
 www.weidmueller.com

Technical data**Further details of approvals / standards**

Standards	DIN EN 50178, DIN EN 50155
-----------	----------------------------

Connection data

Wire connection method	Tension-clamp connection	Stripping length, rated connection	8 mm
Clamping range, rated connection	1.5 mm ²	Clamping range, min.	0.5 mm ²
Clamping range, max.	1.5 mm ²	Wire connection cross section AWG, min.	AWG 26
Wire connection cross section AWG, max.	AWG 16	Wire cross-section, solid, min.	0.5 mm ²
Wire cross-section, solid, max.	1.5 mm ²	Wire connection cross-section, finely stranded, min.	0.5 mm ²
Wire connection cross section, finely stranded, max.	1.5 mm ²	Wire cross-section, finely stranded, min. (AWG)	AWG 26
Wire cross-section, finely stranded, max. (AWG)	AWG 16	Wire connection cross-section, finely stranded with wire-end ferrules DIN 46228/4, min.	0.5 mm ²
Wire connection cross-section, finely stranded with wire-end ferrules DIN 46228/4, max.	1.5 mm ²	Conductor cross-section, flexible, AEH (DIN 46228-1), min.	0.5 mm ²
Conductor cross-section, flexible, AEH (DIN 46228-1), max.	1.5 mm ²	Blade size	0.6 x 3.5 mm

Classifications

ETIM 3.0	EC001437	ETIM 4.0	EC001437
ETIM 5.0	EC001437	ETIM 6.0	EC001437
UNSPSC	30-21-19-17	eClass 5.1	27-37-16-01
eClass 6.2	27-37-16-01	eClass 7.1	27-37-16-01
eClass 8.1	27-37-16-01	eClass 9.0	27-37-16-01
eClass 9.1	27-37-16-01		

Approvals

Approvals



ROHS Conform

Downloads

Approval/Certificate/Document of Conformity	DE_PA_5600_160311_006.pdf
Brochure/Catalogue	CAT 4.2 ELECTR 18/19 EN
Engineering Data	EPLAN, WSCAD, Zuken E3.S
Engineering Data	STEP
User Documentation	Operating Instructions


Data sheet

**MCZ-SERIES TRAK
MCZ R 48...110VDC 1CO AU TRAK**

Weidmüller Interface GmbH & Co. KG
 Klingenbergstraße 16
 D-32758 Detmold
 Germany
 Fon: +49 5231 14-0
 Fax: +49 5231 14-292083
 www.weidmueller.com

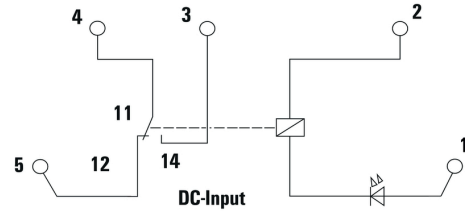
Drawings

Product image

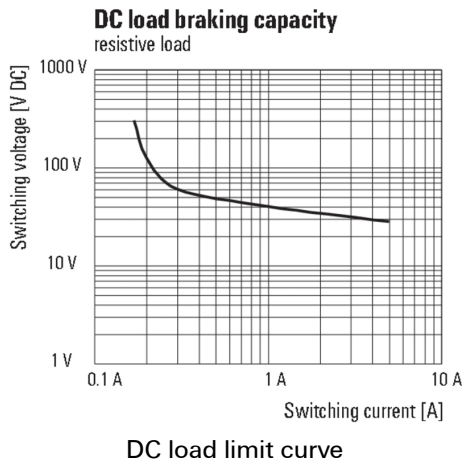


Similar to illustration

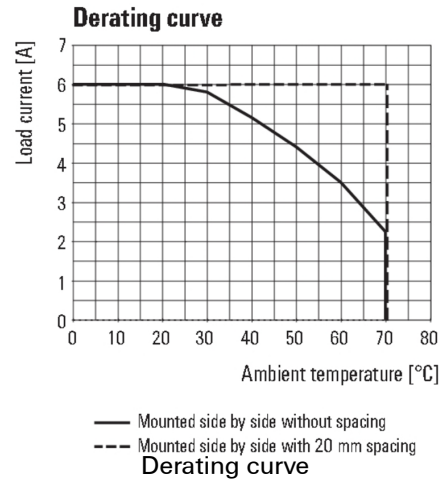
Wiring diagram



Graph



Graph



Dimensional drawing

