

RIDERSERIES RCM RCMKIT 115VAC 2CO LED RT

Weidmüller Interface GmbH & Co. KG
 Klingenbergstraße 16
 D-32758 Detmold
 Germany
 Fon: +49 5231 14-0
 Fax: +49 5231 14-292083
 www.weidmueller.com

Product image



Similar to illustration

Modular system comprised of:

- relay socket for rail mounting
- LED indicator unit
- retaining clip
- plug-in relay
- markers

General ordering data

Type	RCMKIT 115VAC 2CO LED RT
Order No.	8810130000
Version	RIDERSERIES RCM, Relays, No. of contacts: 2 CO contact with test button AgNi 90/10, Rated control voltage: 115 V AC, Continuous current: 12 A, Screw connection
GTIN (EAN)	4032248509652
Qty.	10 pc(s).

**RIDERSERIES RCM
RCMKIT 115VAC 2CO LED RT**

Weidmüller Interface GmbH & Co. KG
Klingenbergstraße 16
D-32758 Detmold
Germany
Fon: +49 5231 14-0
Fax: +49 5231 14-292083
www.weidmueller.com

Technical data
Dimensions and weights

Width	27 mm	Width (inches)	1.063 inch
Height	82 mm	Height (inches)	3.228 inch
Depth	79 mm	Depth (inches)	3.11 inch
Net weight	98.8 g		

Temperatures

Humidity	40 °C / 93 % rel. humidity, no condensation	Operating temperature, max.	70 °C
Operating temperature, min.	-40 °C	Storage temperature, max.	70 °C
Storage temperature, min.	-40 °C	Operating temperature	-40 °C...70 °C
Storage temperature	-40 °C...70 °C		

Environmental Product Compliance

REACH SVHC Lead 7439-92-1

Input

Rated control voltage	115 V AC	Rated current AC	8.8 mA
Power rating	1.0 VA	Pull-in/drop-out voltage, typ.	92 V / 34.5 V AC
Coil resistance	4845 Ω \pm 12 %	Status indicator	red LED
Protective circuit	Free-wheeling diode		

Output

Rated switching voltage	240 V AC	Max. switching voltage, AC	240 V
Continuous current	12 A	Inrush current	24 A / 20 ms
Switch-on delay	\leq 15 ms	Switch-off delay	\leq 10 ms
Min. switching power	1 mA @ 24 V, 10 mA @ 12 V, 100 mA @ 5 V	Max. switching frequency at rated load	0.1 Hz

Contact data

Contact type	2 CO contact with test button (AgNi 90/10)	Mechanical service life	AC coil 20 x 10 ⁶ switching cycles, DC coil 30 x 10 ⁶ switching cycles
--------------	--	-------------------------	--

General data

Rail	TS 35	Test button	yes (lockable)
Mechanical switch position indicator	Yes	Colour	black
UL 94 flammability rating	V-2		

Insulation coordination

Rated voltage	250 V	Surge voltage category	III
Pollution severity	2	Insulating material group	IIIa
Protection degree	IP20	Dielectric strength, Input/Output	2.5 kV _{eff} / 1 Min.
Creepage and clearance distance input - output	\geq 4 mm	Dielectric strength of open contact	1.2 kV _{eff} / 1 min.
Impulse withstand voltage	5 kV (1.2/50 μ s)		

Data sheet

**RIDERSERIES RCM
RCMKIT 115VAC 2CO LED RT**

Weidmüller Interface GmbH & Co. KG
 Klingenbergstraße 16
 D-32758 Detmold
 Germany
 Fon: +49 5231 14-0
 Fax: +49 5231 14-292083
 www.weidmueller.com

Technical data

Further details of approvals / standards

Standards	DIN EN 50178	Certificate no. (CSA) relay	249409-2426937
Certificate no. (cURus) relay	E224238	Certificate no. (cURus) base	E223759

Connection data

Wire connection method	Screw connection	Clamping range, rated connection	2.5 mm ²
Clamping range, min.	0.5 mm ²	Clamping range, max.	2.5 mm ²
Blade size	size PH1		

Classifications

ETIM 3.0	EC001437	ETIM 4.0	EC001437
ETIM 5.0	EC001437	ETIM 6.0	EC001437
UNSPSC	30-21-19-17	eClass 5.1	27-37-16-01
eClass 6.2	27-37-16-01	eClass 7.1	27-37-16-01
eClass 8.1	27-37-16-01	eClass 9.0	27-37-16-01
eClass 9.1	27-37-16-01		

Approvals

Approvals



ROHS Conform

Downloads

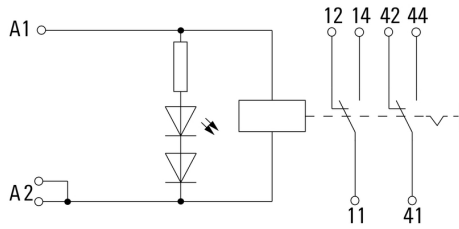
Approval/Certificate/Document of Conformity	DE_PA5600_160414_004.pdf
Engineering Data	EPLAN.WSCAD

**RIDERSERIES RCM
RCMKIT 115VAC 2CO LED RT**

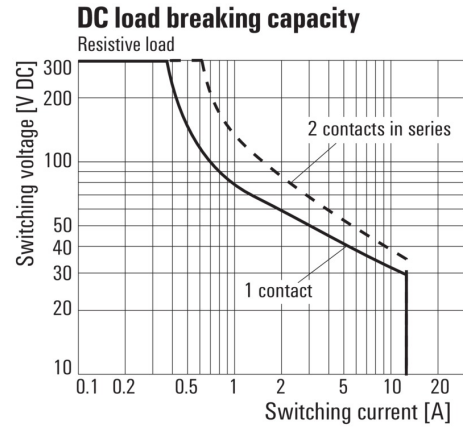
Weidmüller Interface GmbH & Co. KG
 Klingenbergstraße 16
 D-32758 Detmold
 Germany
 Fon: +49 5231 14-0
 Fax: +49 5231 14-292083
 www.weidmueller.com

Drawings

Wiring diagram

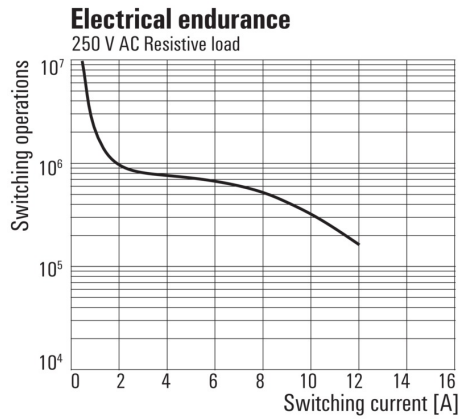


Graph



DC load limit curve
Resistive load

Graph



Electrical service life
250 V AC resistive load