

**RIDERSERIES RRD
RRD3232C0**

Weidmüller Interface GmbH & Co. KG
Klingenbergstraße 16
D-32758 Detmold
Germany
Fon: +49 5231 14-0
Fax: +49 5231 14-292083
www.weidmueller.com

Product image


Similar to illustration

The ideal relay version for the separation of input and output signals in industrial automation.

High powers can be safely switched with the RIDERSERIES.

Conventional relays and LED indicators are simply plugged in, retaining and disassembly clips provide a secure fixing.

General ordering data

Type	RRD3232C0
Order No.	8829400000
Version	RIDERSERIES RRD, Relay, No. of contacts: 3 CO contact with test button AgNi 90/10, Rated control voltage: 220 V DC, Continuous current: 10 A, Plug-in connection
GTIN (EAN)	4032248532445
Qty.	25 pc(s).

RIDERSERIES RRD
RRD3232C0

Weidmüller Interface GmbH & Co. KG
 Klingenbergstraße 16
 D-32758 Detmold
 Germany
 Fon: +49 5231 14-0
 Fax: +49 5231 14-292083
 www.weidmueller.com

Technical data**Dimensions and weights**

Width	35.5 mm	Width (inches)	1.398 inch
Height	35.5 mm	Height (inches)	1.398 inch
Depth	57 mm	Depth (inches)	2.244 inch
Net weight	85.44 g		

Temperatures

Humidity	40 °C / 93 % rel. humidity, no condensation	Operating temperature, max.	60 °C
Operating temperature, min.	-40 °C	Storage temperature, max.	60 °C
Storage temperature, min.	-40 °C	Operating temperature	-40 °C...60 °C
Storage temperature	-40 °C...60 °C		

Environmental Product Compliance

REACH SVHC	Lead 7439-92-1
------------	----------------

Rated data UL

Certificate No. (cURus)	E224238
-------------------------	---------

Input

Rated control voltage	220 V DC	Rated current DC	5.5 mA
Power rating	1.2 W	Pull-in/drop-out voltage, typ.	165 V / 22 V DC
Coil resistance	40000 Ω ± 15 %	Status indicator	red LED
Protective circuit	Free-wheeling diode		

Output

Rated switching voltage	240 V AC	Max. switching voltage, AC	400 V
Continuous current	10 A	Inrush current	20 A / 20 ms
Switch-on delay	≤ 15 ms	Switch-off delay	≤ 30 ms
Min. switching power	1 mA @ 24 V, 10 mA @ 12 V, 100 mA @ 5 V	Max. switching frequency at rated load	0.1 Hz

Contact data

Contact type	3 CO contact with test button (AgNi 90/10)	Mechanical service life	20 x 10 ⁶ switching cycles
--------------	--	-------------------------	---------------------------------------

General data

Test button	yes (lockable)	Mechanical switch position indicator	Yes
Colour	Transparent	UL 94 flammability rating	V-2

Insulation coordination

Rated voltage	250 V	Surge voltage category	III
Pollution severity	2	Insulating material group	IIIa
Protection degree	IP20	Dielectric strength, Input/Output	2.5 kV _{eff} / 1 Min.
Creepage and clearance distance input – output	≤ 3 mm	Dielectric strength of neighbouring contacts	2.5 kV _{eff} / 1 Min.
Dielectric strength of open contact	1.5 kV _{eff} / 1 min.	Impulse withstand voltage	2.5 kV (1.2/50 μs)

Creation date May 28, 2019 2:45:39 PM CEST

Catalogue status 23.05.2019 / We reserve the right to make technical changes.

Data sheet

**RIDERSERIES RRD
RRD3232C0**

Weidmüller Interface GmbH & Co. KG
 Klingenbergstraße 16
 D-32758 Detmold
 Germany
 Fon: +49 5231 14-0
 Fax: +49 5231 14-292083
 www.weidmueller.com

Technical data

Further details of approvals / standards

Standards	IEC 61810-1, UL508	Certificate No. (CSA)	249409-2426937
Certificate No. (cURus)	E224238		

Connection data

Wire connection method	Plug-in connection
------------------------	--------------------

Classifications

ETIM 3.0	EC001437	ETIM 4.0	EC001437
ETIM 5.0	EC001437	ETIM 6.0	EC001437
UNSPSC	30-21-19-17	eClass 5.1	27-37-16-01
eClass 6.2	27-37-16-01	eClass 7.1	27-37-16-01
eClass 8.1	27-37-16-01	eClass 9.0	27-37-16-01
eClass 9.1	27-37-16-01		

Approvals

Approvals



ROHS	Conform
------	---------

Downloads

Approval/Certificate/Document of Conformity	DE_PA5600_160401_005.pdf
Engineering Data	EPLAN_WSCAD

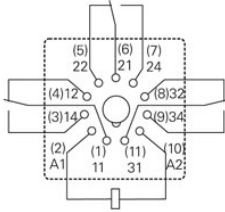
**RIDERSERIES RRD
RRD3232C0**

Weidmüller Interface GmbH & Co. KG
 Klingenbergstraße 16
 D-32758 Detmold
 Germany
 Fon: +49 5231 14-0
 Fax: +49 5231 14-292083
 www.weidmueller.com

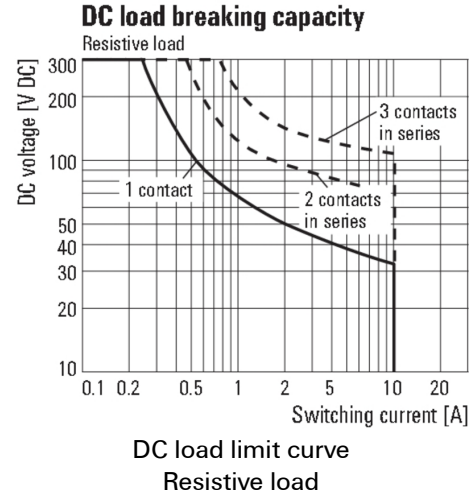
Drawings

Wiring diagram

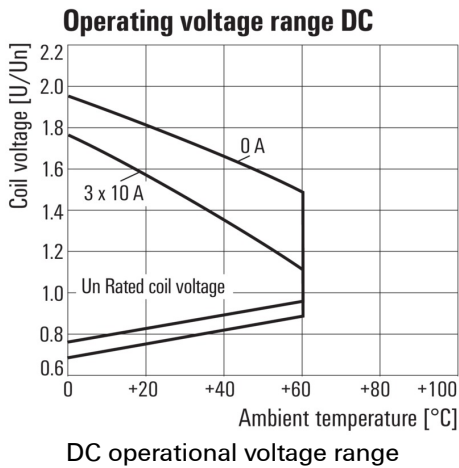
Circuit diagram
View of connections



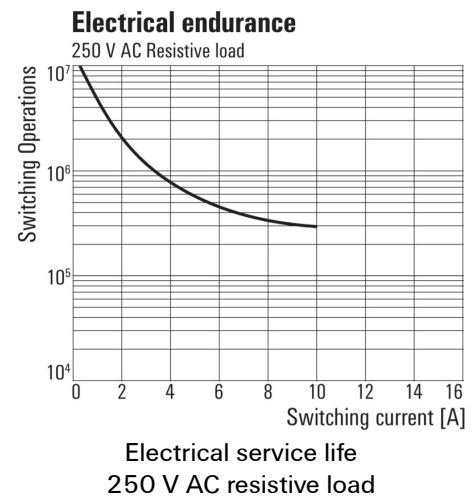
Graph



Graph



Graph



**RIDERSERIES RRD
RRD3232C0**

Weidmüller Interface GmbH & Co. KG
 Klingenbergstraße 16
 D-32758 Detmold
 Germany
 Fon: +49 5231 14-0
 Fax: +49 5231 14-292083
 www.weidmueller.com

Drawings

Miscellaneous



Type codes