

RIDERSERIES RCI
RCI484524

Weidmüller Interface GmbH & Co. KG
Klingenbergstraße 16
D-32758 Detmold
Germany
Fon: +49 5231 14-0
Fax: +49 5231 14-292083
www.weidmueller.com

Product image

Similar to illustration

Standard relay within the RIDERSERIES RCI.

- 2 CO contacts
- optionally: AC or DC coils
- Relay with test button

General ordering data

Type	RCI484524
Order No.	8870060000
Version	RIDERSERIES RCI, Relay, No. of contacts: 2 CO contact with test button AgNi 90/10, Rated control voltage: 24 V AC, Continuous current: 8 A, Plug-in connection
GTIN (EAN)	4032248613434
Qty.	10 pc(s).

RIDERSERIES RCI
RCI484524

Weidmüller Interface GmbH & Co. KG
 Klingenbergstraße 16
 D-32758 Detmold
 Germany
 Fon: +49 5231 14-0
 Fax: +49 5231 14-292083
 www.weidmueller.com

Technical data**Dimensions and weights**

Width	13 mm	Width (inches)	0.512 inch
Height	29 mm	Height (inches)	1.142 inch
Depth	26.7 mm	Depth (inches)	1.051 inch
Net weight	17 g		

Temperatures

Humidity	40 °C / 93 % rel. humidity, no condensation	Operating temperature, max.	70 °C
Operating temperature, min.	-40 °C	Storage temperature, max.	85 °C
Storage temperature, min.	-40 °C	Operating temperature	-40 °C...70 °C
Storage temperature	-40 °C...85 °C		

Environmental Product Compliance

REACH SVHC	Lead 7439-92-1
------------	----------------

Rated data UL

Certificate No. (cURus)	E224238
-------------------------	---------

Input

Rated control voltage	24 V AC	Rated current AC	31.6 mA
Power rating	0.75 VA	Pull-in/drop-out voltage, typ.	18 V / 3.6 V AC
Coil resistance	350 Ω ± 10 %		

Output

Rated switching voltage	240 V AC	Max. switching voltage, AC	400 V
Continuous current	8 A	Inrush current	15 A / 4 s
Switch-on delay	≤ 10 ms	Switch-off delay	≤ 6 ms
Min. switching power	1 mA @ 24 V, 10 mA @ 12 V, 100 mA @ 5 V	Max. switching frequency at rated load	0.1 Hz

Contact data

Contact type	Mechanical service life	
2 CO contact with test button (AgNi 90/10)	AC coil 5 x 10 ⁶ switching cycles, DC coil 10 x 10 ⁶ switching cycles	

General data

Test button	yes (lockable, just when removing the detent lock)	Mechanical switch position indicator	Yes
Colour	Transparent	UL 94 flammability rating	V-2

**RIDERSERIES RCI
RCI484524**

Weidmüller Interface GmbH & Co. KG
 Klingenbergstraße 16
 D-32758 Detmold
 Germany
 Fon: +49 5231 14-0
 Fax: +49 5231 14-292083
 www.weidmueller.com

Technical data
Insulation coordination

Rated voltage	250 V	Surge voltage category	III
Pollution severity	2	Insulating material group	IIIa
Dielectric strength, Input/Output	5 kV _{eff} / 1min	Creepage and clearance distance input – output	≥ 8 mm
Dielectric strength of neighbouring contacts	2.5 kV _{eff} / 1 Min.	Dielectric strength of open contact	1 kV _{eff} / 1 min
Impulse withstand voltage	5 kV (1.2/50 µs)		

Further details of approvals / standards

Standards	IEC 61810-1, UL508	Certificate No. (CSA)	249409-2426937
Certificate No. (cURus)	E224238		

Connection data

Wire connection method	Plug-in connection	Pitch in mm (P)	5 mm
------------------------	--------------------	-----------------	------

Classifications

ETIM 3.0	EC001437	ETIM 4.0	EC001437
ETIM 5.0	EC001437	ETIM 6.0	EC001437
UNSPSC	30-21-19-17	eClass 5.1	27-37-16-01
eClass 6.2	27-37-16-01	eClass 7.1	27-37-16-01
eClass 8.1	27-37-16-01	eClass 9.0	27-37-16-01
eClass 9.1	27-37-16-01		

Approvals

Approvals



ROHS Conform

Downloads

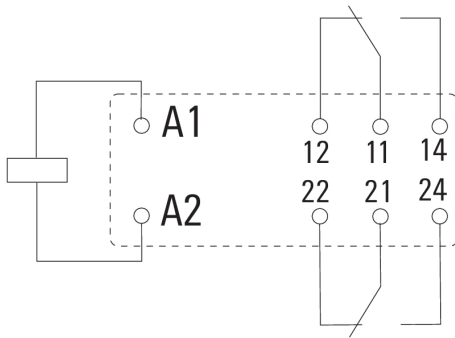
Approval/Certificate/Document of Conformity	DE_PA5600_160401_002.pdf
Brochure/Catalogue	CAT 4.2 ELECTR 18/19 EN
Engineering Data	EPLAN, WSCAD
Engineering Data	STEP

**RIDERSERIES RCI
RCI484524**

Weidmüller Interface GmbH & Co. KG
Klingenbergstraße 16
D-32758 Detmold
Germany
Fon: +49 5231 14-0
Fax: +49 5231 14-292083
www.weidmueller.com

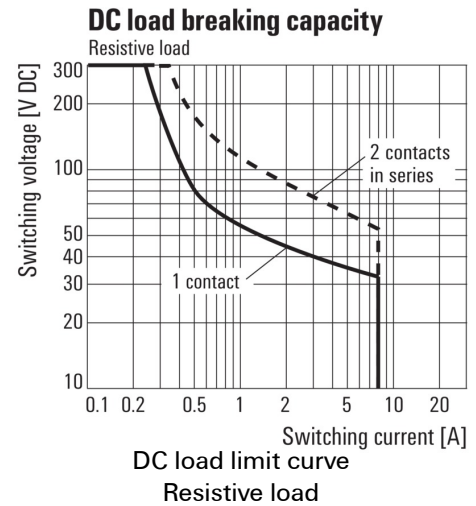
Drawings

Wiring diagram

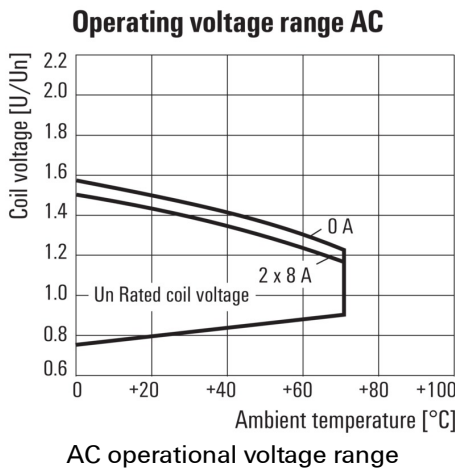


View of Pins from below

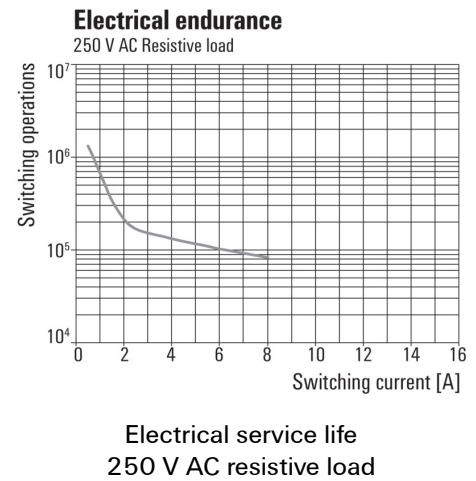
Graph



Graph



Graph

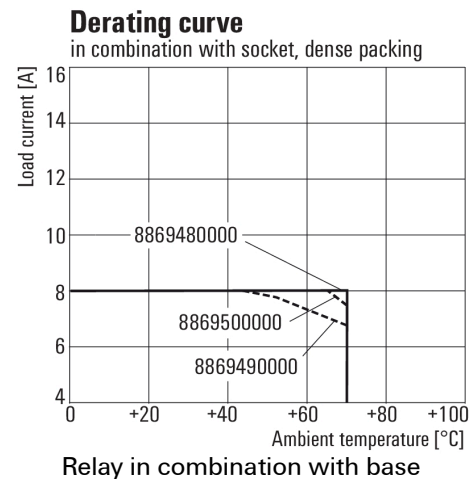


Dimensional drawing



Derating curve
Relay in combination with base

Derating curve



**RIDERSERIES RCI
RCI484524**

Weidmüller Interface GmbH & Co. KG
Klingenbergstraße 16
D-32758 Detmold
Germany
Fon: +49 5231 14-0
Fax: +49 5231 14-292083
www.weidmueller.com

Drawings

Dimensional drawing



Miscellaneous

	<table border="1" style="display: inline-table; border-collapse: collapse;"> <tr> <td style="width: 20px; height: 15px;">RCI</td> <td style="width: 20px; height: 15px;"></td> <td style="width: 20px; height: 15px;"></td> <td style="width: 20px; height: 15px;"></td> <td style="width: 20px; height: 15px;"></td> </tr> </table>	RCI					
RCI							
<p>Type RIDER Control Industrial</p> <p>Type of construction 3 16 A pinning 5 mm 4 8 A, pinning 5mm</p> <p>Type of contact 1 1 CO without push button 2 2 CO without push button 7 1 CO with push button 8 2 CO with push button</p> <p>Contact material 4 AgNi 90/10</p>		<p>Coil voltage 012 12 V DC 024 24 V DC 048 48 V DC 110 110 V DC AB2 12 V DC + LED + diode AC4 24 V DC + LED + diode AE8 48 V DC + LED + diode BB0 110 V DC + LED + diode</p> <p>524 24 V AC 615 115 V AC 730 230 V AC R24 24 V AC + LED S15 115 V AC + LED T30 230 V AC + LED</p>					

Type codes