

**RIDERSERIES RCI**  
**RCI484615**

**Weidmüller Interface GmbH & Co. KG**  
 Klingenbergstraße 16  
 D-32758 Detmold  
 Germany  
 Fon: +49 5231 14-0  
 Fax: +49 5231 14-292083  
 www.weidmueller.com

**Product image**


Similar to illustration

Standard relay within the RIDERSERIES RCI.

- 2 CO contacts
- optionally: AC or DC coils
- Relay with test button

**General ordering data**

Type	RCI484615
Order No.	<a href="#">8870070000</a>
Version	RIDERSERIES RCI, Relay, No. of contacts: 2 CO contact with test button AgNi 90/10, Rated control voltage: 115 V AC, Continuous current: 8 A, Plug-in connection
GTIN (EAN)	4032248613441
Qty.	10 pc(s).

**RIDERSERIES RCI  
RCI484615**

**Weidmüller Interface GmbH & Co. KG**  
 Klingenbergstraße 16  
 D-32758 Detmold  
 Germany  
 Fon: +49 5231 14-0  
 Fax: +49 5231 14-292083  
 www.weidmueller.com

**Technical data****Dimensions and weights**

Width	13 mm	Width (inches)	0.512 inch
Height	29 mm	Height (inches)	1.142 inch
Depth	26.7 mm	Depth (inches)	1.051 inch
Net weight	16 g		

**Temperatures**

Humidity	40 °C / 93 % rel. humidity, no condensation	Operating temperature, max.	70 °C
Operating temperature, min.	-40 °C	Storage temperature, max.	85 °C
Storage temperature, min.	-40 °C	Operating temperature	-40 °C...70 °C
Storage temperature	-40 °C...85 °C		

**Environmental Product Compliance**

REACH SVHC	Lead 7439-92-1
------------	----------------

**Rated data UL**

Certificate No. (cURus)	E224238
-------------------------	---------

**Input**

Rated control voltage	115 V AC	Rated current AC	6.6 mA
Power rating	0.75 VA	Pull-in/drop-out voltage, typ.	86.3 V / 17.3 V AC
Coil resistance	8100 Ω ± 15 %		

**Output**

Rated switching voltage	240 V AC	Max. switching voltage, AC	400 V
Continuous current	8 A	Inrush current	15 A / 4 s
Switch-on delay	≤ 10 ms	Switch-off delay	≤ 6 ms
Min. switching power	1 mA @ 24 V, 10 mA @ 12 V, 100 mA @ 5 V	Max. switching frequency at rated load	0.1 Hz

**Contact data**

Contact type	Mechanical service life	
2 CO contact with test button (AgNi 90/10)	AC coil 5 x 10 <sup>6</sup> switching cycles, DC coil 10 x 10 <sup>6</sup> switching cycles	

**General data**

Test button	yes (lockable, just when removing the detent lock)	Mechanical switch position indicator	Yes
Colour	Transparent	UL 94 flammability rating	V-2

## Data sheet

### RIDERSERIES RCI RCI484615

**Weidmüller Interface GmbH & Co. KG**  
Klingenbergstraße 16  
D-32758 Detmold  
Germany  
Fon: +49 5231 14-0  
Fax: +49 5231 14-292083  
www.weidmueller.com

## Technical data

### Insulation coordination

Rated voltage	250 V	Surge voltage category	III
Pollution severity	2	Insulating material group	IIIa
Dielectric strength, Input/Output	5 kV <sub>eff</sub> / 1min	Creepage and clearance distance input – output	≥ 8 mm
Dielectric strength of neighbouring contacts	2.5 kV <sub>eff</sub> / 1 Min.	Dielectric strength of open contact	1 kV <sub>eff</sub> / 1 min
Impulse withstand voltage	5 kV (1.2/50 µs)		

### Further details of approvals / standards

Standards	IEC 61810-1, UL508	Certificate No. (CSA)	249409-2426937
Certificate No. (cURus)	E224238		

### Connection data

Wire connection method	Plug-in connection	Pitch in mm (P)	5 mm
------------------------	--------------------	-----------------	------

### Classifications

ETIM 3.0	EC001437	ETIM 4.0	EC001437
ETIM 5.0	EC001437	ETIM 6.0	EC001437
UNSPSC	30-21-19-17	eClass 5.1	27-37-16-01
eClass 6.2	27-37-16-01	eClass 7.1	27-37-16-01
eClass 8.1	27-37-16-01	eClass 9.0	27-37-16-01
eClass 9.1	27-37-16-01		

### Approvals

Approvals



ROHS Conform

### Downloads

Approval/Certificate/Document of Conformity	<a href="#">DE_PA5600_160401_002.pdf</a>
Brochure/Catalogue	<a href="#">CAT 4.2 ELECTR 18/19 EN</a>
Engineering Data	<a href="#">EPLAN, WSCAD</a>
Engineering Data	<a href="#">STEP</a>

**RIDERSERIES RCI  
RCI484615**

**Weidmüller Interface GmbH & Co. KG**  
Klingenbergstraße 16  
D-32758 Detmold  
Germany  
Fon: +49 5231 14-0  
Fax: +49 5231 14-292083  
www.weidmueller.com

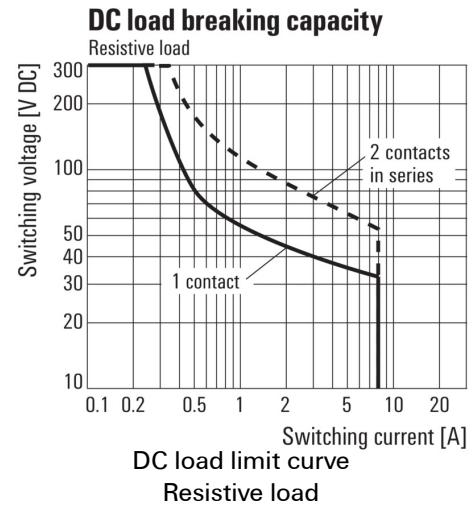
**Drawings**

**Wiring diagram**

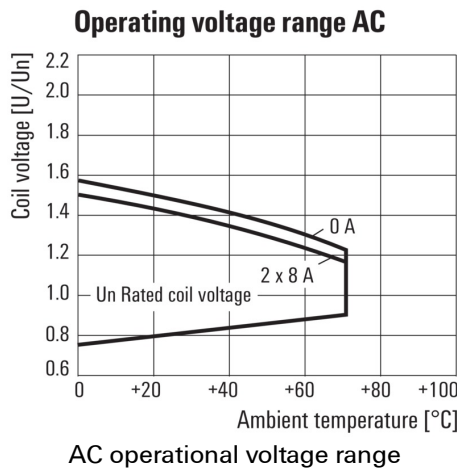


View of Pins from below

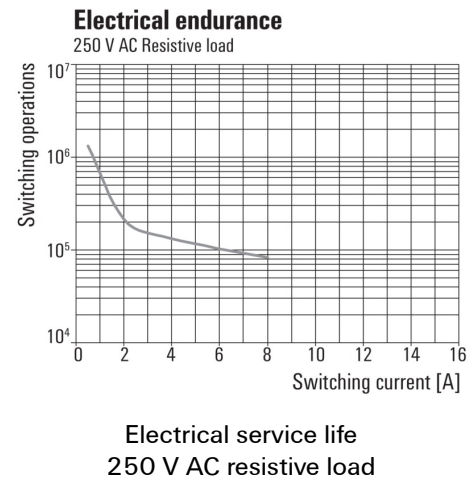
**Graph**



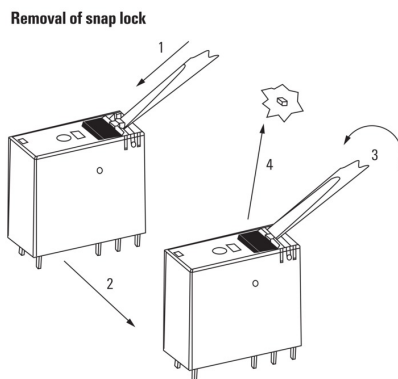
**Graph**



**Graph**

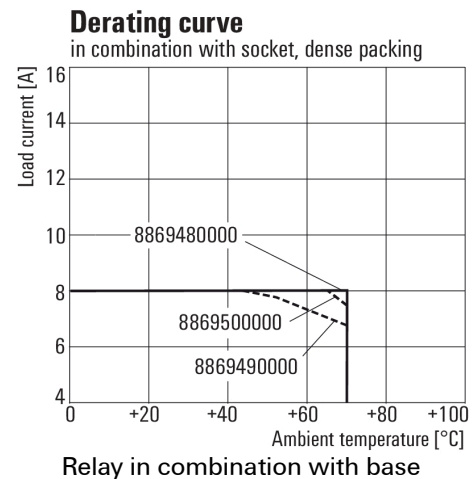


**Dimensional drawing**



Derating curve  
Relay in combination with base

**Derating curve**



**RIDERSERIES RCI  
RCI484615**

**Weidmüller Interface GmbH & Co. KG**  
 Klingenbergstraße 16  
 D-32758 Detmold  
 Germany  
 Fon: +49 5231 14-0  
 Fax: +49 5231 14-292083  
 www.weidmueller.com

**Drawings**

**Dimensional drawing**



**Miscellaneous**

	RCI					
<b>Type</b> RIDER Control Industrial						<b>Coil voltage</b>
<b>Type of construction</b> 3 16 A pinning 5 mm 4 8 A, pinning 5mm						012 12 V DC 024 24 V DC 048 48 V DC 110 110 V DC
<b>Type of contact</b> 1 1 CO without push button 2 2 CO without push button 7 1 CO with push button 8 2 CO with push button						AB2 12 V DC + LED + diode AC4 24 V DC + LED + diode AE8 48 V DC + LED + diode BBO 110 V DC + LED + diode
<b>Contact material</b> 4 AgNi 90/10						524 24 V AC 615 115 V AC 730 230 V AC R24 24 V AC + LED S15 115 V AC + LED T30 230 V AC + LED

Type codes