


## RIDERSERIES RCM RCMKITP-I 230VAC 4CO LD

**Weidmüller Interface GmbH & Co. KG**  
 Klingenbergstraße 16  
 D-32758 Detmold  
 Germany  
 Fon: +49 5231 14-0  
 Fax: +49 5231 14-292083  
 www.weidmueller.com

### Product image



Similar to illustration

Modular system comprised of:

- relay socket for rail mounting
- LED indicator unit
- retaining clip
- plug-in relay
- markers

### General ordering data

Type	RCMKITP-I 230VAC 4CO LD
Order No.	<a href="#">8921150000</a>
Version	RIDERSERIES RCM, Relays, No. of contacts: 4 CO contact with test button AgNi 90/10, Rated control voltage: 230 V AC, Continuous current: 6 A, PUSH IN
GTIN (EAN)	4032248692361
Qty.	10 pc(s).

**RIDERSERIES RCM  
RCMKITP-I 230VAC 4CO LD**

**Weidmüller Interface GmbH & Co. KG**  
Klingenbergstraße 16  
D-32758 Detmold  
Germany  
Fon: +49 5231 14-0  
Fax: +49 5231 14-292083  
www.weidmueller.com

**Technical data**
**Dimensions and weights**

Width	28 mm	Width (inches)	1.102 inch
Height	98 mm	Height (inches)	3.858 inch
Depth	78.3 mm	Depth (inches)	3.083 inch
Net weight	97.45 g		

**Temperatures**

Humidity	40 °C / 93 % rel. humidity, no condensation	Operating temperature, max.	70 °C
Operating temperature, min.	-40 °C	Storage temperature, max.	70 °C
Storage temperature, min.	-40 °C	Operating temperature	-40 °C...70 °C
Storage temperature	-40 °C...70 °C		

**Environmental Product Compliance**

REACH SVHC	Lead 7439-92-1
------------	----------------

**Input**

Rated control voltage	230 V AC	Rated current AC	4.3 mA
Power rating	1.0 VA	Pull-in/drop-out voltage, typ.	184 V / 69 V AC
Coil resistance	19465 Ω ± 15 %	Status indicator	red LED

**Output**

Rated switching voltage	240 V AC	Max. switching voltage, AC	240 V
Continuous current	6 A	Inrush current	12 A / 20 ms
Switch-on delay	≤ 15 ms	Switch-off delay	≤ 10 ms
Min. switching power	1 mA @ 24 V, 10 mA @ 12 V, 100 mA @ 5 V	Max. switching frequency at rated load	0.1 Hz

**Contact data**

Contact type	4 CO contact with test button (AgNi 90/10)	Mechanical service life	AC coil 20 x 10 <sup>6</sup> switching cycles, DC coil 30 x 10 <sup>6</sup> switching cycles
--------------	---	-------------------------	--

**General data**

Rail	TS 35	Test button	yes (lockable)
Mechanical switch position indicator	Yes	Colour	black

**Insulation coordination**

Rated voltage	250 V	Surge voltage category	III
Pollution severity	2	Insulating material group	IIIa
Protection degree	IP20	Dielectric strength, Input/Output	2.5 kV <sub>eff</sub> / 1 Min.
Creepage and clearance distance input – output	≥ 4 mm	Dielectric strength of neighbouring contacts	2 kV <sub>eff</sub> / 1 min
Dielectric strength of open contact	1.2 kV <sub>eff</sub> / 1 min.	Impulse withstand voltage	5 kV (1.2/50 μs)

**RIDERSERIES RCM  
RCMKITP-I 230VAC 4CO LD**

**Weidmüller Interface GmbH & Co. KG**  
 Klingenbergstraße 16  
 D-32758 Detmold  
 Germany  
 Fon: +49 5231 14-0  
 Fax: +49 5231 14-292083  
 www.weidmueller.com

**Technical data****Further details of approvals / standards**

Standards	DIN EN 50178	Certificate no. (CSA) relay	249409-2426937
Certificate no. (CSA) base	249409-2295474	Certificate No. (DNVGL)	TAA000011A
Certificate no. (cURus) relay	E224238	Certificate no. (cURus) base	E223759

**Connection data**

Wire connection method	PUSH IN	Stripping length, rated connection	12 mm
Clamping range, rated connection	1.5 mm <sup>2</sup>	Clamping range, min.	0.75 mm <sup>2</sup>
Clamping range, max.	1.5 mm <sup>2</sup>	Wire cross-section, solid, min.	0.75 mm <sup>2</sup>
Wire cross-section, solid, max.	1.5 mm <sup>2</sup>	Wire connection cross-section, finely stranded, min.	0.75 mm <sup>2</sup>
Wire connection cross section, finely stranded, max.	1.5 mm <sup>2</sup>	Wire cross-section, finely stranded, max. (AWG)	AWG 16
Wire connection cross-section, finely stranded with wire-end ferrules DIN 46228/4, min.	0.75 mm <sup>2</sup>	Wire connection cross-section, finely stranded with wire-end ferrules DIN 46228/4, max.	0.75 mm <sup>2</sup>
Conductor cross-section, flexible, AEH (DIN 46228-1), min.	0.75 mm <sup>2</sup>	Conductor cross-section, flexible, AEH (DIN 46228-1), max.	1 mm <sup>2</sup>
Blade size	0.6 x 3.5 mm		

**Classifications**

ETIM 3.0	EC001437	ETIM 4.0	EC001437
ETIM 5.0	EC001437	ETIM 6.0	EC001437
UNSPSC	30-21-19-17	eClass 5.1	27-37-16-01
eClass 6.2	27-37-16-01	eClass 7.1	27-37-16-01
eClass 8.1	27-37-16-01	eClass 9.0	27-37-16-01
eClass 9.1	27-37-16-01		

**Approvals**

Approvals



ROHS

Conform

**Downloads**

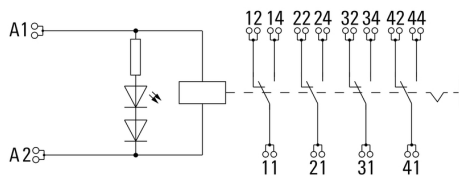
Approval/Certificate/Document of Conformity	<a href="#">DE_PA5600_160414_002.pdf</a>
Brochure/Catalogue	<a href="#">CAT 4.2 ELECTR 18/19 EN</a>
Engineering Data	<a href="#">EPLAN, WSCAD, Zuken E3.S</a>
Engineering Data	<a href="#">STEP</a>

**RIDERSERIES RCM  
RCMKITP-I 230VAC 4CO LD**

**Weidmüller Interface GmbH & Co. KG**  
Klingenbergstraße 16  
D-32758 Detmold  
Germany  
Fon: +49 5231 14-0  
Fax: +49 5231 14-292083  
www.weidmueller.com

**Drawings**

**Wiring diagram**

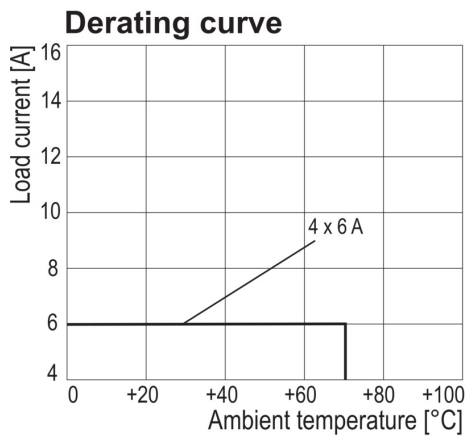


**Graph**



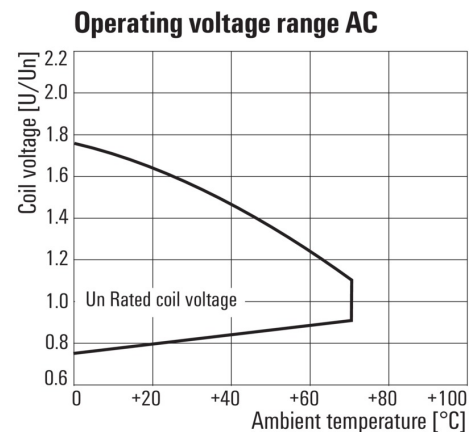
DC load limit curve  
Resistive load

**Graph**



Derating curve  
Relay in combination with base

**Graph**



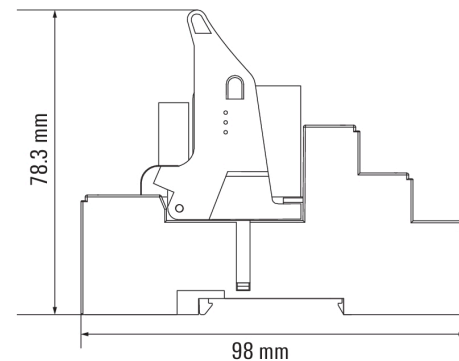
AC operational voltage range

**Graph**



Electrical service life 250 V AC resistive load  
250 V AC resistive load

**Dimensional drawing**



**Data sheet**

**RIDERSERIES RCM  
RCMKITP-I 230VAC 4CO LD**

**Weidmüller Interface GmbH & Co. KG**  
Klingenbergstraße 16  
D-32758 Detmold  
Germany  
Fon: +49 5231 14-0  
Fax: +49 5231 14-292083  
www.weidmueller.com

**Drawings**

**Correct handling PUSH IN connection**



**Wrong handling PUSH IN connection**



**Recommended screwdriver**

