

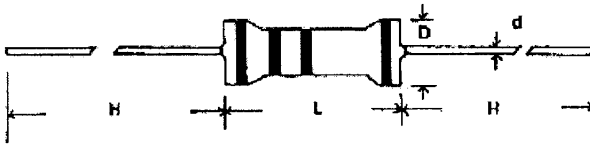
Carbon Film Fixed Resistors

1/4W Kohleschicht-Widerstände 5%

Features:

1. Exceptional stability
2. Meet performance requirement of CNS.2320.JIS.6402
3. Flame retardent coating and color banding is resistant to industrial solvents
4. Standard tolerances. $\pm 2\%$ $\pm 5\%$
5. Variety of packaging: bulk, tape and reel, cut and formed

Dimensions(mm)

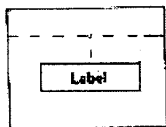


General Specifications

TYPE	RAW ROD SIZES (mm)		FINISHED DIMENSIONS(mm)				RATED POWER	MAX. WORKING VOLTAGE	MAX. OVERLOAD VOLTAGE	RES. VALUES RANGES	
	(D')	(L')	D	L	H	d				$\pm 2\%$	$\pm 5\%$
CF1/8	1.3 ± 0.01 -0.02	2.7 ± 0.1	1.85 ± 0.2	3.5 ± 0.4	29.0 ± 0.5	0.5 ± 0.05	1/8W	250V	400V	10 Ω -220K	1 Ω -470K
CF1/4	1.7 ± 0.02	5.2 ± 0.06 -0.20	2.3 ± 0.1	6.5 ± 0.5	27.0 ± 0.5	0.6 ± 0.05	1/4W	300V	600V	10 Ω -1M	1 Ω -10M
CF1/2	3.0 ± 0.03	8 ± 0.20	4.1 ± 0.2	9.5 ± 0.5	26.0 ± 0.5	0.7 ± 0.05	1/2W	350V	700V	10 Ω -1M	1 Ω -10M
CF1/2S	2.5 ± 0.03	8 ± 0.20	3.6 ± 0.2	9.5 ± 0.5	26.0 ± 0.5	0.7 ± 0.05	1/2SW	350V	700V	10 Ω -1M	1 Ω -10M
CF1S	3.5 ± 0.03	10 ± 0.20	max4.5	11 ± 0.5	35 ± 1	0.7 ± 0.05	1SW	400V	800V	10 Ω -1M	1 Ω -10M
CF1	4 ± 0.03	12 ± 0.20	5				1W				
CF2S	4 ± 0.03	14 ± 0.20	max5	15 ± 0.5	35 ± 1	0.8 ± 0.05	2SW	450V	900V	10 Ω -1M	1 Ω -10M
CF2	5 ± 0.03	16 ± 0.20	6	17			2W				

1/4W Kohleschicht-Widerstände +/-5%

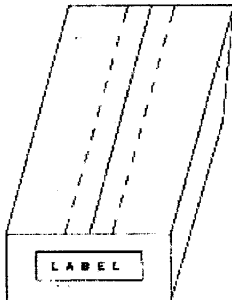
Bulk packing



PE BAG



SMALL PE BAG



TYPE	PCS/ SMALL PE BAG	PCS/ PE BAG	PCS/ INNER BOX	DIMENSIONS(cm)		
				L	W	H
CF1/8	500	1000	10,000	19.5	12.5	7.4
CF1/4	500	1000	10,000	25.8	14.2	7.6
CF1/2S	250	500	5,000	30.3	14.5	8.4
CF1/2	250	500	5,000	30.3	14.5	8.4
CF1S	100		1,000	16	10	9
CF1	100		1,000	16	10	9
CF2S	100		1,000	16	10	9
CF2	100		500	16	10	9

RAMTRONICS

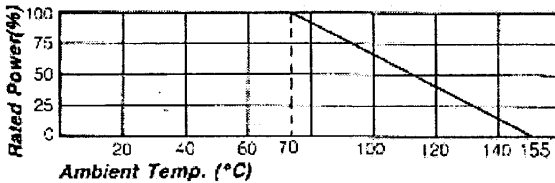
Carbon Film Fixed Resistors

1/4W Kohleschicht-Widerstände 5%

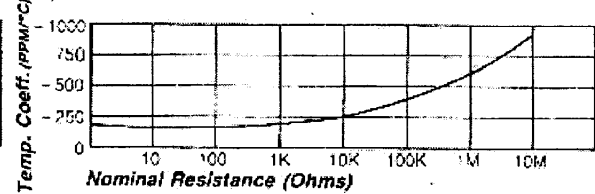
Characteristics

LOAD LIFE	(rated voltage 1000hr)	± 3%
SOLDERING HEAT	350 ± 10(°C) 3sec.	± (1% + 0.05Ω)
MOISTURE RESISTANCE	40 ± 2(°C) 90 - 95%RH 96 ± 4hr	± 3%
SHORT TIME OVERLOAD	2.5 Times Rated Voltage 5sec.	± (1% + 0.05Ω)
TEMPERATURE CYCLING	55 ± 3(°C) ~ + 155 ± 2(°C) 5 Times	± (1% + 0.05Ω)
INSULATION RESISTANCE	AC500V 1min.	10 ⁹ MΩ (MIN)
LOW TEMPERATURE STORAGE	- 65 ± 3 (°C) 24hrs	± (1% + 0.05Ω)
HIGH TEMPERATURE STORAGE	155 ± 3(°C) 100hrs	± (1% + 0.05Ω)

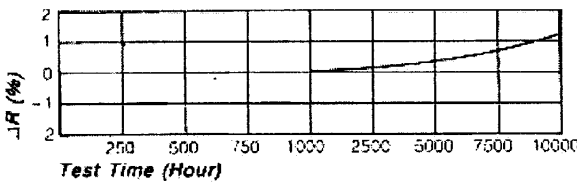
Derating Power



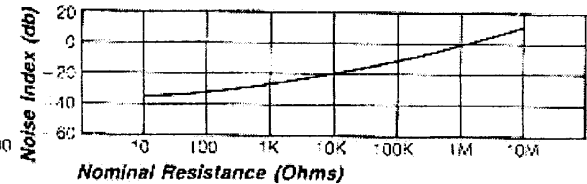
Temperature Coefficient



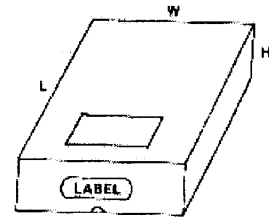
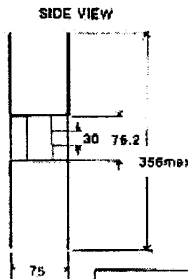
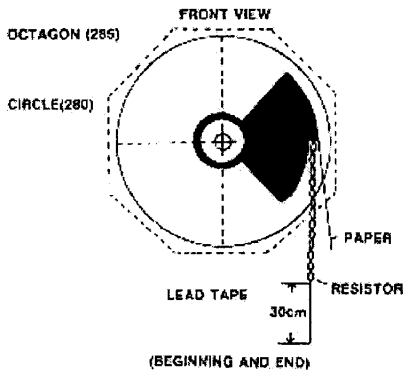
Load Life



Current Noise



Tape On Reel unit: mm



TYPE	REEL No.	PCS INNER BOX	DIMENSIONS(cm) (INNER BOX)		
			L	W	H
CF1:4	285	5000	29.5	29	8
CF1:2(S)	285	2500			
CF1:4	280	5000	31.5	30	8
CF1:2(S)	280	2500			
CF1(S)	285	1000	29.5	29.5	9
CF2(S)	285	1000			