



Nano-power, omnidirectional, ultra miniature, SMT

**FUNCTION**

- Omnidirectional movement sensing
- Chatters open / closed when tilted or vibrated in any direction regardless of orientation
- Normally closed when at rest

**FEATURES**

- **Nano-power:** As little as 50 nA continuous
- **Surface mount:** RoHS & REACH compliant, lead-free, Halogen free
- **Industrial rated:** 10 year life, -40 °C to 85 °C
- **Miniature size:** 1.95 mm x 3.6 mm
- **Simple interface:** No signal conditioning required

**APPLICATIONS**

- Motion triggered wake-up
- GPS tracking, RFID, alarms, automotive
- Security, anti-tamper, anti-theft
- Vibration sensing, tilt detection

**MANUFACTURING**

Made in USA, fully automated production, 100% testing, worldwide quality and price leader

**PATENTED**

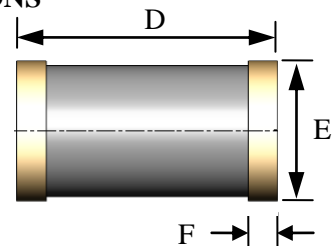
US 7326866, 7067748, 7326867, 7421793, Taiwan 200732625, 200732626, Korea 10-0946453, Mexico 275272. Patents pending.

**DESCRIPTION**

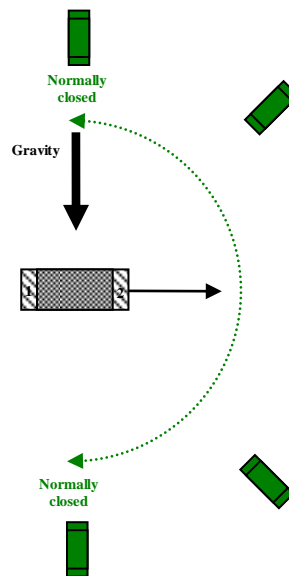
The SQ-MIN-200 series sensor acts like a normally closed switch which chatters open and closed as it is tilted or vibrated. Unlike other rolling-ball sensors, the 200 is truly an omnidirectional movement sensor. It will function regardless of how it is mounted or aligned.

When at rest, it normally settles in a closed state. When in motion, it will produce continuous on/off contact closures. It is sensitive to both tilt (static acceleration) and vibration (dynamic acceleration). The sensor operates at CMOS or TTL voltage logic to produce a pulse train when moving. It requires only a single resistor to limit current. The signal level can be read directly by a digital input. This can be used to interrupt (wake up) a microcontroller or can be counted to estimate the amount and duration of activity. The sensor is fully passive, requires no signal conditioning, and draws as little as 50 nA of continuous current.

**FUNCTION & DIMENSIONS**



| DIM | MM   |
|-----|------|
| D   | 3.60 |
| E   | 1.95 |
| F   | 0.40 |



Normally closed in all orientations

Chatters open on movement

**TABLE OF CONTENTS**

Table of Contents ..... 2

Theory Of Operation ..... 3

Electrical Characteristics ..... 3

Dimensions ..... 3

Product Comparison ..... 4

Ordering Guide ..... 4

Limitations and Warnings ..... 4

Testing ..... 4

System Integration Testing ..... 4

Notice ..... 4

Further Information ..... 4

Notes ..... 5



**IS-LINE GmbH**

Edisonstr. 16  
85716 Unterschleißheim  
Tel.: +49 (89) 374 288 87 - 0  
Fax: +49 (89) 374 288 87 - 99  
E-Mail: [info@is-line.de](mailto:info@is-line.de)  
[www.is-line.de](http://www.is-line.de)

**THEORY OF OPERATION**

The SQ-MIN-200 series sensor acts like a normally closed switch which chatters open and closed as it is tilted or vibrated. Note that the SQ-MIN-200 is not guaranteed to be closed—even when the sensing mechanism is at rest. However, a good rule of thumb is that 75% - 95% of the time (depending on orientation) when the sensor is at rest it will be closed. The engineer should design his or her software to look for high-to-low and low-to-high edge transitions rather than an open of closed state of the switch.

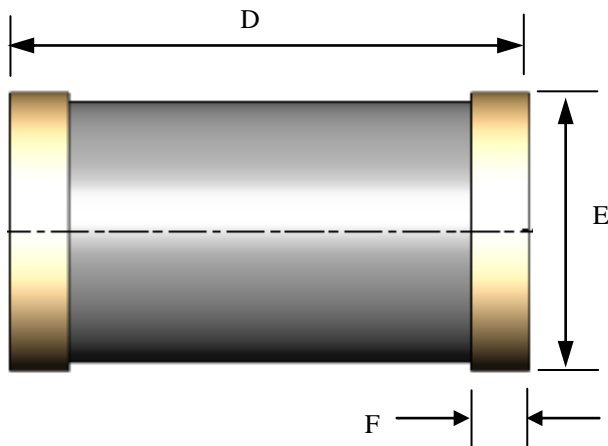
**ELECTRICAL CHARACTERISTICS**

| PARAMETER            | MIN   | MAX   |
|----------------------|-------|-------|
| Supply Voltage Range | 0.9 V | 12 V  |
| Current Sink*        | 50 nA | 10 mA |

\* Current consumption is determined by the resistance of the application circuit and the supply voltage.

**DIMENSIONS**

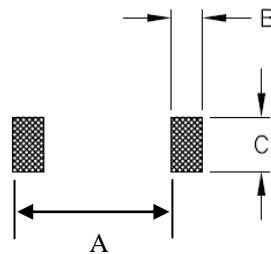
**PHYSICAL SIZE**



| SYMBOL | DESCRIPTION    | MM   | TOLERANCE |
|--------|----------------|------|-----------|
| D      | Length         | 3.60 | ±0.1      |
| E      | Diameter       | 1.95 | ±0.1      |
| F      | Terminal Width | 0.40 | ±0.1      |

**PCB LANDING**

| SYMBOL | DESCRIPTION | MM  |
|--------|-------------|-----|
| A      | Pitch       | 3.6 |
| B      | Pad Length  | 1.0 |
| C      | Pad Width   | 1.5 |



**\*Note:** Alternative layouts may be used to optimize size or manufacturability

## PRODUCT COMPARISON

| GRADE | ASSEMBLY METHOD  | SEALING | WASHABLE | ROHS & REACH COMPLAINT, HALOGEN FREE | OPERATING TEMPERATURE |
|-------|--|---------|----------|--------------------------------------|-----------------------|
| C     | Reflow Solder: 260° C peak<br>Hand Assembly: 315° C peak, 2 -3 seconds on end terminal | Yes     | Yes      | Yes                                  | -20C to + 70C         |
| I     | Reflow Solder: 260° C peak<br>Hand Assembly: 315° C peak, 2 -3 seconds on end terminal | Yes     | Yes      | Yes                                  | -40C to + 85C         |

## ORDERING GUIDE

| PART NUMBER  | PACKAGING CODE                     | COMPLETE ORDER NUMBER            |
|--------------|------------------------------------|----------------------------------|
| SQ-MIN-200-C | CT - Cut Tape<br>TR - Tape on Reel | SQ-MIN-200-CCT<br>SQ-MIN-200-CTR |
| SQ-MIN-200-I | CT - Cut Tape<br>TR - Tape on Reel | SQ-MIN-200-ICT<br>SQ-MIN-200-ITR |

## LIMITATIONS AND WARNINGS

This product is not designed for use in life support and/or safety equipment where malfunction of the product can reasonably be expected to result in personal injury or death. Buyer uses this product in such applications at Buyer's own risk and agrees to defend, indemnify, and hold harmless SignalQuest, Inc. from any and all damages, claims, suits, or expenses resulting from such misuse.

## TESTING

The performance of each sensor is verified through build-time testing.

## SYSTEM INTEGRATION TESTING

Thorough testing should be carried out prior to product release to ensure system integration has not introduced unforeseen problems. The system integrator assumes the ultimate responsibility for the safety of the target application.

## NOTICE

Information furnished by SignalQuest, Inc is believed to be accurate and reliable. However, this document may contain ERRORS and OMMISIONS. Accordingly, the design engineer should use this document as a reference rather than a strict design guideline and should perform thorough testing of any product that incorporates this or any other SignalQuest product. No responsibility is assumed by SignalQuest, Inc. for this use of this information, nor for any infringements of patents or other rights of third parties that may result from its use. Specifications are subject to change without notice. No license is granted by implication or otherwise under any patent or patent rights of SignalQuest, Inc. Trademarks and registered trademarks are the property of their respective companies.

## FURTHER INFORMATION

For pricing, delivery, and ordering information, please contact SignalQuest at (603) 448-6266  
For updates on this and other documents, visit our website at [www.signalquest.com](http://www.signalquest.com).

**NOTES**