

# IQ112(I-I) HDD Duplicator

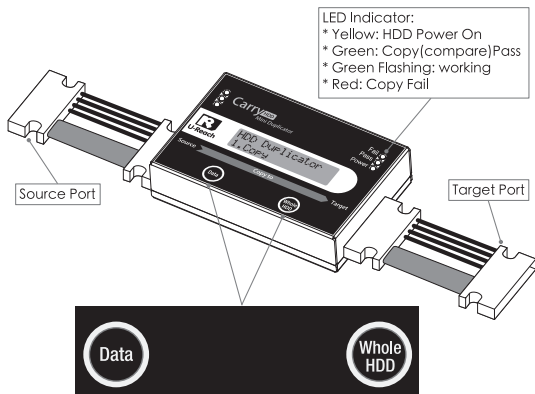
## User Guide



EN

# IQ112 HDD Dupe User Guide

## 1 Product introduction



## 2 Features:

- Ultra high speed supports up to 6.5GB/minute copy speed based on real test result.
- Analyze skip, and show bad sector for source and target HDD during copy.
- Auto power control to protect HDD from damaging while swapping HDD.
- Both 2.5" and 3.5" IDE and SATA HDD and SSD.
- Support 2 different duplication modes; Linux(Ext2/Ext3/Ext4), NTFS, FAT 16/32/64, HFS, HFS+, HFSX, GPT, and Dynamic HDD for quick copy(Data and System) and Whole HDD.
- Quick copy mode copy only Data and System area can highly increase the copy efficiency.
- Light weight for easy carry.
- Auto detect and show bad sectors.

## 3 Function introduction

### 1. Quick Copy

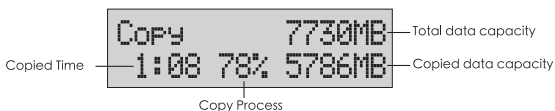
Press Data button to do quick copy. It will only copy area which includes data, file or system. The function only supports Linux(Ext.2/Ext.3/Ext.4),NTFS,FAT 16/32/64, HFS, HFS+, HFSX,GPT,and Dynamic HDD. For rest of format, please use whole HDD copy.

### 2. Whole HDD

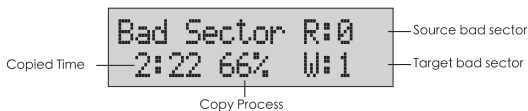
Press Whole HDD button to do copy. It will copy whole HDD area including blank area. It supports all kinds of format.

During copy, it shows the quantity of bad sector in Source and Target HDDs.

Copy Process



(if there is any bad sector)



# IQ112 HDD Dupe User Guide

Copy result:  
(Pass)

```
Pass 2:18
No Bad Sector !
```

Total copy Time

```
Fail 2:14
Bad Sector R0 W1
```

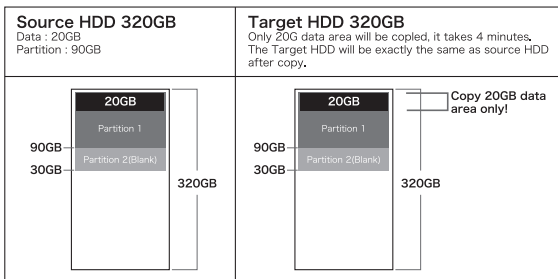
Target bad sector

Source bad sector



It can support to copy HDD with errors up to 6000 sectors.

## Example of Quick copy (system and files):

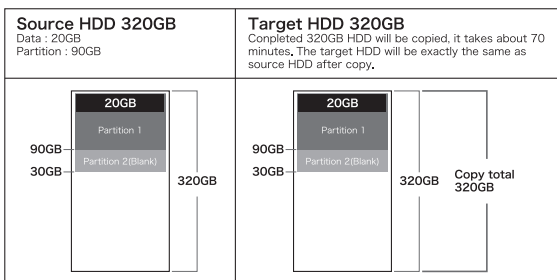


It is strongly suggested to use the same capacity of source and target HDD.

# IQ112 HDD Dupe User Guide

## Example of Whole HDD copy

Completely copy whole HDD without analysis, including all kinds of data format and blank space. The system will bit by bit read source and copy to target no care of its format. Therefore, it is strongly suggested to have target HDD bigger than source HDD to reduce the risk of data loss.



It is strongly suggested to use the same capacity of source and target HDD.

## 3. System Update

Press Data and Whole HDD button at the same time then switch on the device. It will start to update the system automatically.

# IQ112 HDD Dupe User Guide

---

## 4 Specification

Product Name	Carry Mini HDD Dupe	
Product Number	IQ 112	
Targets	1:1	
HDD Interface	SATA, IDE(optional)	
Display	Monochrome LCD	
Control Button	2 push buttons	
Compatible HDD	All major brand of 2.5" ,3.5" SATA and IDE HDD and SATA SSD	
Duplication Mode	1. System and Files 2. Whole HDD	
Support Formate	The Quick copy mode support Linux (Ext2 /Ext3/Ext4),NTFS,FAT 16/32/64, HFS, HFS+, HFSX,,GPT,and Dynamic HDD.	
Capacity	3TB and above	
Power Supply	12 V/DC, 5 A adapter	
Temperature	Storage	-20°C ~85°C
	Working	5°C ~45°C
Humidity	Storage	5%~95%
	Working	20%~80%





**URreach**

[www.ureach-inc.com](http://www.ureach-inc.com)