

Component side - componentzijde - Côte composants - Bauteileseite - Lado de los componentes

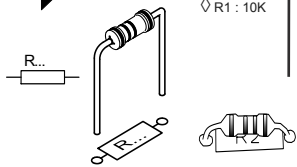
START

1

Resistor - Weerstand - Résistance - Widerstand - Resistencia - Motstand - Vastus - Resistenze

◇ R1 : 10K

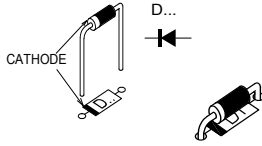
(Brown, Black, Orange) - (Bruin, Zwart, Oranje) - (Brun, noir, Orange) - (Braun, Schwarz, Orange) - (Brun, Svart, Orange) - (Ruskea, Musta, Oranssi) - (Marrón, Negro, Naranja) - (Castanho, Preto, Laranja) - (Marrone, Nero, Aranciato)



2

Diode

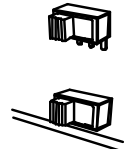
Watch the polarity !
Att. la polarité !



◇ D1 : 1N5404

3


Switch



◇ SW1 : standby / on

4

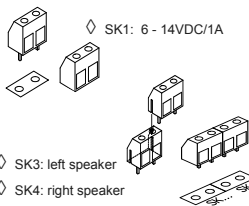
Ceramic capacitors



◇ C1 ... C3 : 220nF (224)

5

Terminal blocks



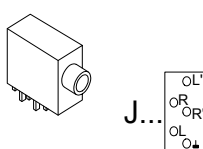
◇ SK1 : 6 - 14VDC/1A

◇ SK3 : left speaker

◇ SK4 : right speaker

6

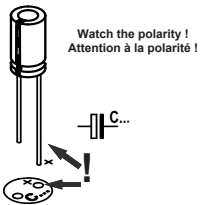
Stereo phone jack



◇ SK2 : LINE IN

7

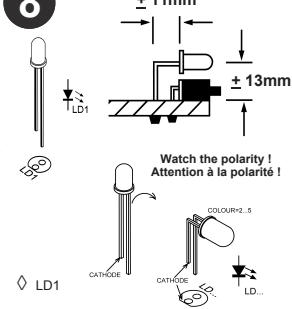
Electrolytic capacitors



◇ C4 : 100µF

8

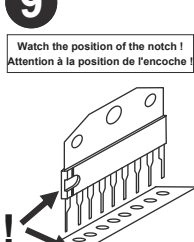
LED



◇ LD1

9

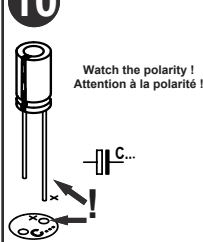
Stereo amplifier



◇ IC1 : TDA1517

10

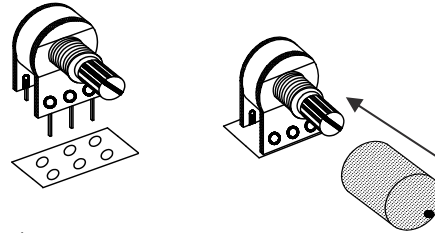
Electrolytic capacitors



◇ C5 ... C7 : 1000µF

11

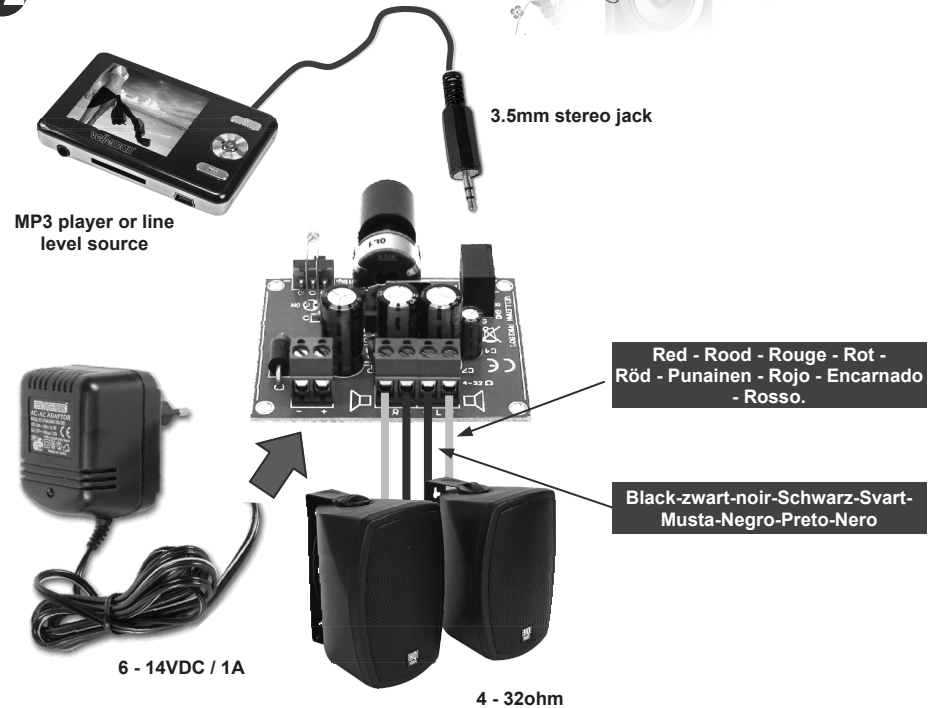
Potentiometer + knob



◇ RV1 : 50K (volume)

12

Connection diagram



3.5mm stereo jack

MP3 player or line level source

6 - 14VDC / 1A

4 - 32ohm

Red - Rood - Rouge - Rot - Röd - Punainen - Rojo - Encarnado - Rosso.

Black-zwart-noir-Schwarz-Svart-Musta-Negro-Preto-Nero

