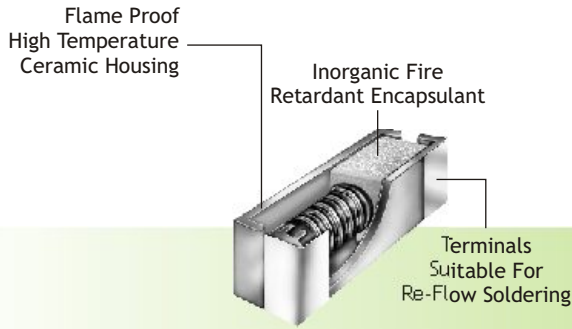




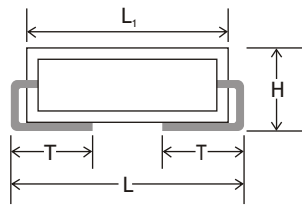
HCAS SERIES

POWER TYPE

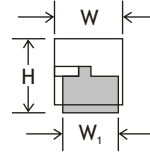
Ceramic Encased Wire Wound Resistors
Surface Mount - Fire Retardant



PHYSICAL CONFIGURATION



SIDE VIEW

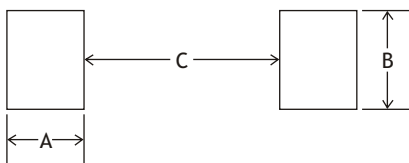


PROFILE

HTR TYPE	POWER RATING 70°C	DIMENSIONS (mm)						RESISTANCE RANGE		TYPICAL WT PER PC (gms)	SIZE
		L (±0.8)	L ₁ (±0.5)	H (±0.3)	W (±0.5)	W ₁ (±0.3)	T (±0.25)	min	max		
C2S	2W	11.0	10.0	5.0	7.0	5.5	2.5	R10	2K0	1.0	4527
C3S	3W	17.0	16.0	7.5	7.0	5.5	2.5	R10	5K6	2.0	6927

IMPORTANT MOUNTING / ASSEMBLY DATA

For the guidance of the design engineer, our applications laboratory has given the recommended pad size and geometry which is shown below :

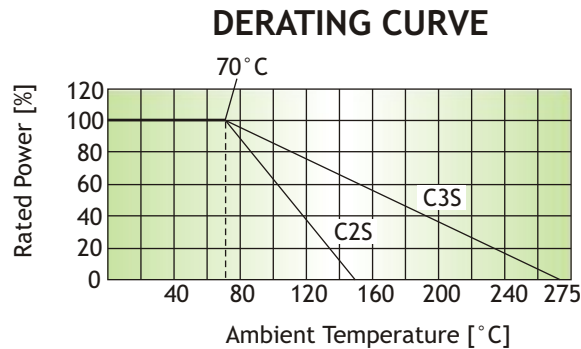
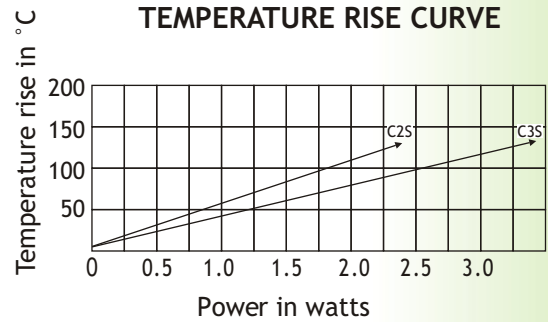


HTR TYPE	DIMENSIONS (mm)		
	A	B	C
C2S	3.94	5.84	5.21
C3S	3.94	5.97	11.94



ELECTRICAL AND ENVIRONMENTAL CHARACTERISTICS / DATA

Test	Performance Requirements
Resistance tolerance	$\pm 10\%$ [K]; $\pm 5\%$ [J]; $\pm 3\%$ [H]; $\pm 2\%$ [G] $\pm 1\%$ [F]
Ambient operating temperature range	-55°C to +155°C full power at 70°C
Insulation resistance	>1000 Mega Ohm
Thermal shock	Max R $\pm[0.5\% + R05]$
Short time overload	Max R $\pm[2\% + R05]$
Dielectric withstanding voltage	Max R $\pm[2\% + R05]$
Load life	Max R $\pm[5.0\% + R05]$
Temperature co-efficient of resistance	± 100 ppm/ °C [$>10R$] ± 80 ppm/ °C [$<10R$] ± 450 ppm/ °C [$<1R0$]
Flame test	Specification laid down by UL have been met satisfactorily



Note : Due to recent technological advances, the ceramic cases used may be steatite ceramic or corderite ceramic or high alumina ceramic depending on the nature of the application. Hence the ceramic cases may be off-white or variations of brown and variations of grey; colours which are inherent to these ceramic materials.

ORDERING INFORMATION

