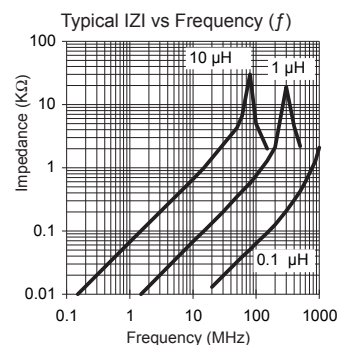
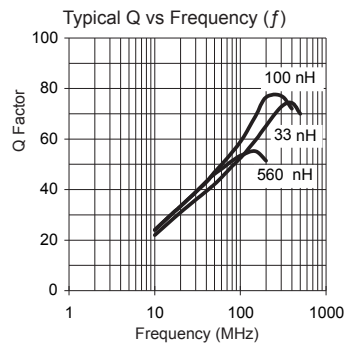
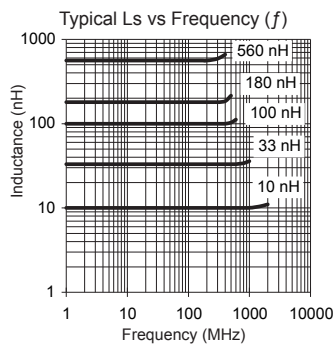
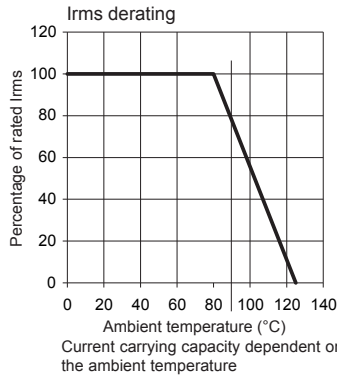
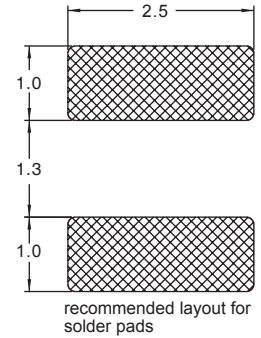
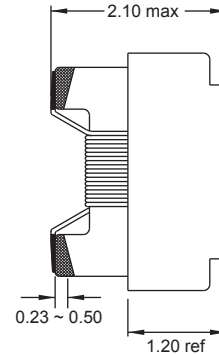
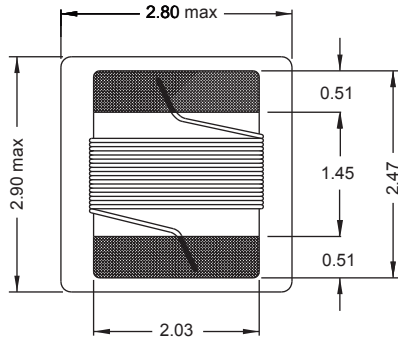



1008 AS

Engineer's Kit : EK-1008AS-X



Single layer (typ)

Part No	Inductance	f _L	Tol	Q	f _a	SRF	DCR	Rated DC
	L (nH)	(MHz)	± (%)	min	(MHz)	(MHz)	max (Ω)	Current (mA)
1008AS-4N7J-YY	4.7	50	5	17	500	6000 min	0.15	600
1008AS-8N2J-YY	8.2	50	5	70	1000	5000 min	0.08	600
1008AS-010J-YY	10	50	5	50	500	4100 min	0.08	1000
1008AS-012J-YY	12	50	5	53	500	3300 min	0.09	1000
1008AS-015J-YY	15	50	5	70	500	2500 min	0.10	1000
1008AS-018J-YY	18	50	5	50	350	2500 min	0.11	1000
1008AS-022J-YY	22	50	5	55	350	2400 min	0.12	1000
1008AS-027J-YY	27	50	5	58	350	1600 min	0.13	1000
1008AS-030J-YY	30	50	5	65	350	1600 min	0.14	1000
1008AS-033J-YY	33	50	5	65	350	1600 min	0.14	1000
1008AS-039J-YY	39	50	5	60	350	1500 min	0.15	1000
1008AS-047J-YY	47	50	5	65	350	1500 min	0.16	1000
1008AS-056J-YY	56	50	5	65	350	1300 min	0.18	1000
1008AS-068J-YY	68	50	5	67	350	1300 min	0.20	1000
1008AS-082J-YY	82	50	5	63	350	1000 min	0.22	1000
1008AS-090J-YY	90	50	5	60	350	1000 min	0.56	650
1008AS-R10J-YY	100	25	5	63	350	1000 min	0.56	650
1008AS-R12J-YY	120	25	5	60	350	950 min	0.63	650
1008AS-R15J-YY	150	25	5	50	100	850 min	0.70	620
1008AS-R18J-YY	180	25	5	45	100	750 min	0.77	620
1008AS-R22J-YY	220	25	5	46	100	700 min	0.84	620
1008AS-R24J-YY	240	25	5	46	100	600 min	0.84	600
1008AS-R27J-YY	270	25	5	48	100	600 min	0.91	500
1008AS-R30J-YY	300	25	5	45	100	600 min	0.91	500
1008AS-R33J-YY	330	25	5	51	100	570 min	1.05	470
1008AS-R39J-YY	390	25	5	47	100	500 min	1.12	470
1008AS-R47J-YY	470	25	5	54	100	450 min	1.19	470
1008AS-R51J-YY	510	25	5	51	100	415 min	1.33	400
1008AS-R56J-YY	560	25	5	56	100	415 min	1.33	400
1008AS-R62J-YY	620	25	5	49	100	375 min	1.40	400
1008AS-R68J-YY	680	25	5	46	100	375 min	1.47	400
1008AS-R75J-YY	750	25	5	46	100	360 min	1.54	400
1008AS-R82J-YY	820	25	5	52	100	350 min	1.61	600
* 1008AS-R91K-YY	910	25	10	37	50	320 typ	1.68	380
* 1008AS-1R0K-YY	1000	25	10	36	50	290 typ	1.75	370
* 1008AS-1R1K-YY	1100	25	10	35	50	250 typ	1.85	350
* 1008AS-1R2K-YY	1200	7.9	10	35	50	250 typ	2.00	310
* 1008AS-1R4K-YY	1400	7.9	10	33	50	200 typ	2.30	330
* 1008AS-1R5K-YY	1500	7.9	10	35	50	200 typ	2.30	330
* 1008AS-1R8K-YY	1800	7.9	10	34	50	160 typ	2.60	300
* 1008AS-2R2K-YY	2200	7.9	10	28	50	160 typ	2.80	280
* 1008AS-2R7K-YY	2700	7.9	10	23	25	140 typ	4.80	120
* 1008AS-3R3K-YY	3300	7.9	10	22	25	110 typ	5.10	120
* 1008AS-3R9K-YY	3900	7.9	10	27	25	100 typ	5.40	110
* 1008AS-4R7K-YY	4700	7.9	10	20	25	65 typ	6.00	110
* 1008AS-5R0K-YY	5000	7.9	10	20	25	60 typ	6.60	110
* 1008AS-5R6K-YY	5600	7.9	10	22	7.9	55 typ	6.50	110
* 1008AS-6R8K-YY	6800	7.9	10	22	7.9	48 typ	7.50	110
* 1008AS-8R2K-YY	8200	7.9	10	24	7.9	44 typ	8.40	110
* 1008AS-100K-YY	10000	7.9	10	20	7.9	40 typ	8.40	110
* 1008AS-120K-YY	12000	7.9	10	20	7.9	30 typ	11.5	136

Remarks:

- For not listed inductance values please check availability with us.
- 2% and 5% tolerance available on request.
- All are AEC-Q200 Standard approved EXCEPT *

Material : Ceramic

SPQ : Reel 2000 [-01]
7500 [-04]

Revision date : 09 Jan 2014

• All dimensions in mm

Chip Inductors for RF Applications (Wire wound -open)