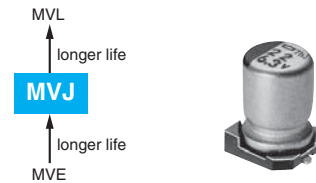


Alchip™-MVJ Series

- Endurance : 2,000 hours at 105°C
- Solvent resistant type
- RoHS Compliant

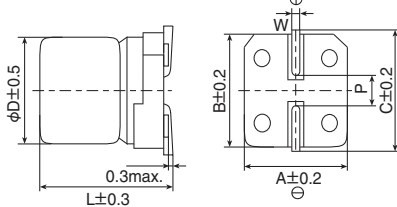


◆SPECIFICATIONS

Items	Characteristics						
Category	-40 to +105°C						
Temperature Range							
Rated Voltage Range	6.3 to 50V _{dc}						
Capacitance Tolerance	±20% (M) (at 20°C, 120Hz)						
Leakage Current	I=0.01CV or 3μA, whichever is greater. Where, I : Max. leakage current (μA), C : Nominal capacitance (μF), V : Rated voltage (V) (at 20°C after 2 minutes)						
Dissipation Factor (tanδ)	Rated voltage (V _{dc})	6.3V	10V	16V	25V	35V	50V
	tanδ (Max.)	0.30	0.24	0.20	0.16	0.14	0.12
Low Temperature Characteristics (Max. Impedance Ratio)	Rated voltage (V _{dc})	6.3V	10V	16V	25V	35V	50V
	Z(-25°C)/Z(+20°C)	4	3	2	2	2	2
	Z(-40°C)/Z(+20°C)	12	8	6	4	3	3
Endurance	The following specifications shall be satisfied when the capacitors are restored to 20°C after the rated voltage is applied for 2,000 hours at 105°C.						
	Rated voltage	6.3V _{dc}		10 & 16V _{dc}		25 to 50V _{dc}	
	Capacitance change	≤±30% of the initial value		≤±25% of the initial value		≤±20% of the initial value	
	D.F. (tanδ)	≤300% of the initial specified value		≤300% of the initial specified value		≤200% of the initial specified value	
	Leakage current	≤The initial specified value		≤The initial specified value		≤The initial specified value	
Shelf Life	The following specifications shall be satisfied when the capacitors are restored to 20°C after exposing them for 1,000 hours at 105°C without voltage applied. Before the measurement, the capacitor shall be preconditioned by applying voltage according to Item 4.1 of JIS C 5101-4.						
	Rated voltage	6.3V _{dc}		10 & 16V _{dc}		25 to 50V _{dc}	
	Capacitance change	≤±30% of the initial value		≤±25% of the initial value		≤±20% of the initial value	
	D.F. (tanδ)	≤300% of the initial specified value		≤300% of the initial specified value		≤200% of the initial specified value	
	Leakage current	≤The initial specified value		≤The initial specified value		≤The initial specified value	

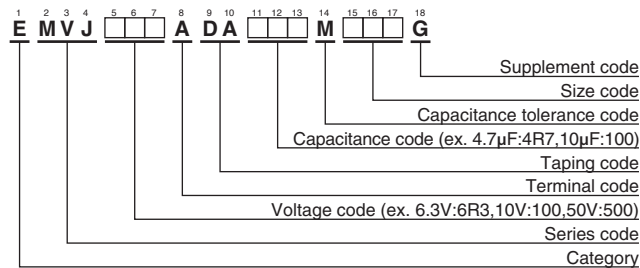
◆DIMENSIONS [mm]

●Terminal Code : A



Size code	D	L	A	B	C	W	P
D60	4	5.7	4.3	4.3	5.1	0.5 to 0.8	1.0
E60	5	5.7	5.3	5.3	5.9	0.5 to 0.8	1.4
F60	6.3	5.7	6.6	6.6	7.2	0.5 to 0.8	1.9

◆PART NUMBERING SYSTEM



Please refer to "Product code guide (surface mount type)"

◆MARKING

EX) 6.3V100μF



◆STANDARD RATINGS

WV (V _{dc})	Cap (μF)	Size code	tanδ	Rated ripple current (mArms/105°C, 120Hz)	Part No.	WV (V _{dc})	Cap (μF)	Size code	tanδ	Rated ripple current (mArms/105°C, 120Hz)	Part No.
6.3	22	D60	0.30	21	EMVJ6R3ADA220MD60G	35	4.7	D60	0.14	15	EMVJ350ADA4R7MD60G
	47	E60	0.30	36	EMVJ6R3ADA470ME60G		10	E60	0.14	25	EMVJ350ADA100ME60G
	100	F60	0.30	56	EMVJ6R3ADA101MF60G		22	F60	0.14	40	EMVJ350ADA220MF60G
10	33	E60	0.24	34	EMVJ100ADA330ME60G	50	1.0	D60	0.12	5.6	EMVJ500ADA1R0MD60G
	10	D60	0.20	16	EMVJ160ADA100MD60G		2.2	D60	0.12	10	EMVJ500ADA2R2MD60G
	22	E60	0.20	30	EMVJ160ADA220ME60G		3.3	D60	0.12	14	EMVJ500ADA3R3MD60G
47	F60	0.20	48	EMVJ160ADA470MF60G	4.7		E60	0.12	19	EMVJ500ADA4R7ME60G	
25	33	F60	0.16	45	EMVJ250ADA330MF60G		10	F60	0.12	29	EMVJ500ADA100MF60G