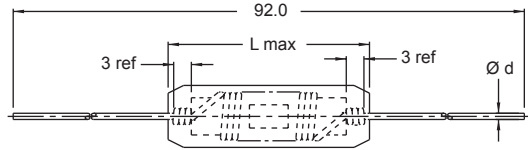




77A



Fig 1



L(μH)	D	L	d
5.6-10	8	26	0.8
15	9	26	0.8
33	10	26	0.8
68-10,000	11	26	0.8


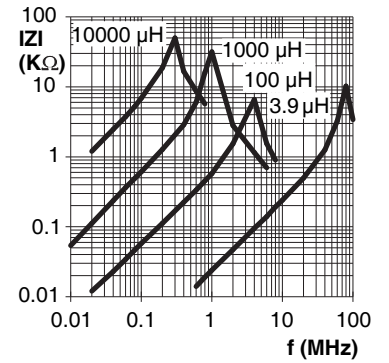
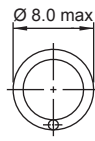
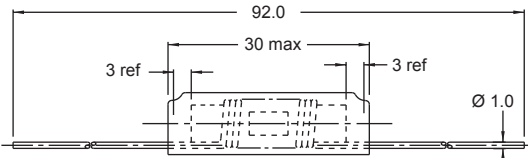


Fig 2



Part No	Inductance L (μH)	f _L (kHz)	Tol ± (%)	Rated DC Current (A)	DCR max (Ω)	Dimension (mm)			Fig	Material
						D max	L max	d		
77A-3R9X-YY	3.9	1000	10,20	12	0.011	8	30	1	2	Ferrite
77A-5R6X-YY	5.6	1000	10,20	8	0.021	8	26	0.8	1	Ferrite
77A-100X-YY	10	1000	10,20	5	0.042	8	26	0.8	1	Ferrite
77A-150X-YY	15	100	10,20	4	0.06	9	26	0.8	1	Ferrite
77A-330X-YY	33	100	10,20	3.5	0.084	10	26	0.8	1	Ferrite
77A-680X-YY	68	100	10,20	3	0.12	11	26	0.8	1	Ferrite
77A-800X-YY	80	100	10,20	2.5	0.15	11	26	0.8	1	Ferrite
77A-101X-YY	100	100	10,20	2.5	0.18	11	26	0.8	1	Ferrite
77A-121X-YY	120	100	10,20	2	0.36	11	26	0.8	1	Ferrite
77A-151X-YY	150	100	10,20	1.8	0.36	11	26	0.8	1	Ferrite
77A-331X-YY	330	100	10,20	1.4	0.6	11	26	0.8	1	Ferrite
77A-471X-YY	470	100	10,20	1	1.2	11	26	0.8	1	Ferrite
77A-501X-YY	500	100	10,20	1.2	0.84	11	26	0.8	1	Ferrite
77A-681X-YY	680	100	10,20	1	1.2	11	26	0.8	1	Ferrite
77A-102X-YY	1000	100	10,20	0.8	1.8	11	26	0.8	1	Ferrite
77A-152X-YY	1500	10	10,20	0.7	2.4	11	26	0.8	1	Ferrite
77A-332X-YY	3300	10	10,20	0.5	4.8	11	26	0.8	1	Ferrite
77A-562X-YY	5600	10	10,20	0.36	9.6	11	26	0.8	1	Ferrite
77A-682X-YY	6800	10	10,20	0.35	9.6	11	26	0.8	1	Ferrite
77A-103X-YY	10000	10	10,20	0.3	14.4	11	26	0.8	1	Ferrite

SPQ :

Loose / Box	Taped /Reel
300 [-00]	500 [-01]

Remark : Available also without insulating material (77A/B)