

Features

- 1/4" Round / Single-Turn / Cermet Industrial / Sealed
- 5 standard terminal styles
- Tape and reel packaging available
- [Listed on the QPL](#) for style RJ50 per MIL-PRF-22097 and RJR50 per High-Rel MIL-PRF-39035

■ RoHS compliant* version available

3329 - 1/4" Round Trimming Potentiometer

Electrical Characteristics

Standard Resistance Range10 to 1 megohm (see standard resistance table)
Resistance Tolerance±10 % std. (closer tolerance available)
Absolute Minimum Resistance1 % or 2 ohms (whichever is greater)
Contact Resistance Variation3.0 % or 3 ohms max. (whichever is greater)
Adjustability	
Voltage±0.05 %
Resistance±0.15 %
ResolutionInfinite
Insulation Resistance500 vdc. 1,000 megohms min.
Dielectric Strength	
Sea Level600 vac
80,000 Feet250 vac
Adjustment Angle240 ° nom.

Environmental Characteristics

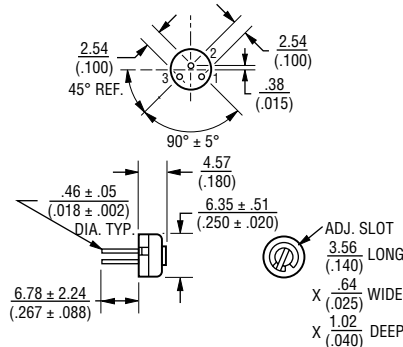
Power Rating @ 85 °C (300 volts max.)0.5 watt
Power Rating @ 150 °C0 watt
Temperature Range-55 °C to +150 °C
Temperature Coefficient±100 ppm/°C
Seal Test85 °C Fluorinert [†]
HumidityMIL-STD-202 Method 106 96 hours (3 % ΔTR, 10 Megohms IR)
Vibration30 G (1 % ΔTR; 1 % ΔVR) except "P" pin style
Shock100 G (1 % ΔTR; 1 % ΔVR)
Load Life1,000 hours 0.5 watt @ 85 °C (3 % ΔTR; 3 % CRV)
Rotational Life200 cycles (4 % ΔTR; 4 % CRV)

Physical Characteristics

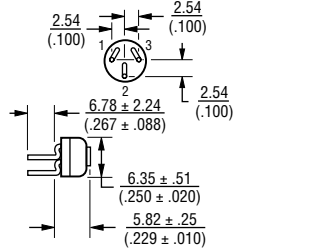
Mechanical Angle260 ° nom.
Torque5.0 oz-in. max.
Stop Strength5.0 oz-in. min.
TerminalsSolderable pins
Weight0.02 oz.
MarkingManufacturer's trademark, resistance code, date code, manufacturer's model number and style
Wiper50 % (Actual TR) ±10 %
Standard Packaging50 pcs. per tube
Adjustment ToolH-90

Product Dimensions

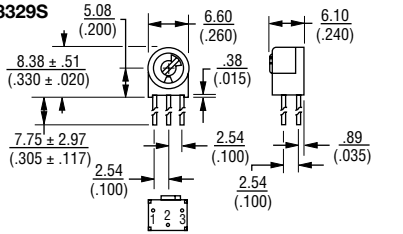
3329H



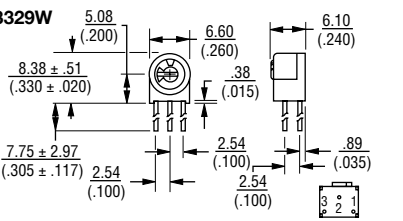
3329P



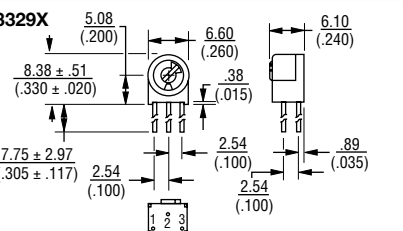
3329S



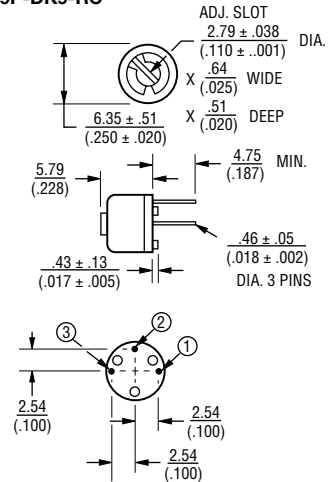
3329W



3329X

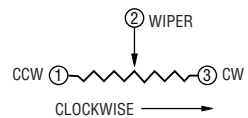


3329P-DK9-RC



TOLERANCES: ± 0.25 (.010) EXCEPT WHERE NOTED

DIMENSIONS ARE: $\frac{\text{MM}}{\text{(INCHES)}}$



How To Order

3329 M - 1 - 103 LF

Model	_____
Style	_____
Standard or Modified Product Indicator	_____
-1 = Standard Product	
-DK9 = Plastic Spacer	
Resistance Code	_____
Packaging Designator	_____
Blank = Tube (Standard)	
R = Tape and Reel (M and U Pin Styles Only)	
A = Ammo Pack (M and U Pin Styles Only)	
Terminations	_____
LF = 100 % Tin-plated (RoHS compliant)	
Blank = 90 % Tin / 10 % Lead-plated (Standard)	
Consult factory for other available options.	

*RoHS Directive 2002/95/EC Jan 27 2003 including Annex.
[†]Fluorinert[™] is a registered trademark of 3M Co.
 Specifications are subject to change without notice.
 Customers should verify actual device performance in their specific applications.

3329 - 1/4 " Round Trimming Potentiometer

BOURNS®

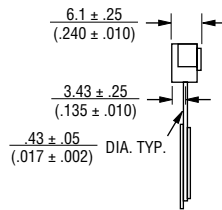
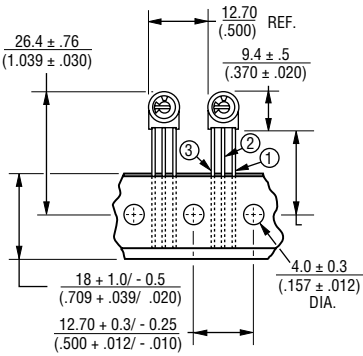
Standard Resistance Table

Resistance (Ohms)	Resistance Code
10	100
20	200
50	500
100	101
200	201
500	501
1,000	102
2,000	202
5,000	502
10,000	103
20,000	203
25,000	253
50,000	503
100,000	104
200,000	204
250,000	254
500,000	504
1,000,000	105

Popular distribution resistance values listed in boldface. Special resistances available.

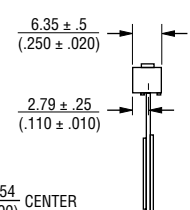
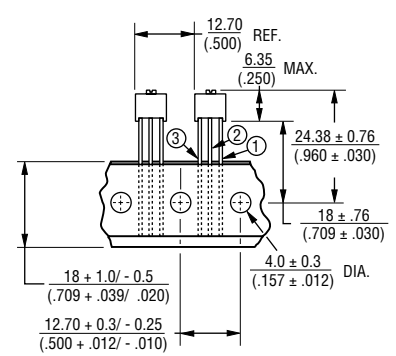
Packaging Specifications

SIDE ADJUST 3329M-1



ALL PINS IN-LINE ON $\frac{2.54}{(.100)}$ CENTER
 DIMENSIONS: $\frac{\text{MM}}{\text{(INCHES)}}$
 1000/REEL/BOX

TOP ADJUST 3329U-1



ALL PINS IN-LINE ON $\frac{2.54}{(.100)}$ CENTER
 DIMENSIONS: $\frac{\text{MM}}{\text{(INCHES)}}$
 1000/REEL/BOX

Meets EIA Specification 468.