

## Features

- Single Turn / Cermet / Industrial / Sealed
- Available on tape and reel
- Available with a knob for finger adjust
- Available with extended shaft
- Available with cross-slot rotor

## Features

- Top and side adjust types (F, P, H, W, X most popular)
- High voltage types available (see Model 3386 HV2/3386 HV3 for details)
- RoHS compliant\* version available

# 3386 - 3/8" Square Trimming Potentiometer

### Electrical Characteristics

Standard Resistance Range .....10 to 2 megohms  
(see standard resistance table)

Resistance Tolerance .....±10 % std.  
(tighter tolerance available)

Absolute Minimum Resistance .....2 ohms max.

Contact Resistance Variation .....2 % or 3 ohms max.  
(whichever is greater)

Adjustability  
Voltage .....±0.05 %  
Resistance .....±0.15 %  
Resolution.....Infinite

Insulation Resistance .....500 vdc.  
1,000 megohms min.

Dielectric Strength  
Sea Level .....900 vac  
70,000 Feet .....350 vac  
Adjustment Angle .....280 ° nom.

### Environmental Characteristics

Power Rating (300 volts max.)  
85 °C .....0.5 watt  
125 °C .....0 watt

Temperature Range .....-55 °C to +125 °C

Temperature Coefficient .....±100 ppm/°C

Seal Test.....85 °C Fluorinert<sup>†</sup>

Humidity.....MIL-STD-202 Method 103  
96 hours  
(2 % ΔTR, 10 Megohms min.)

Vibration.....30 G (1 % ΔTR; 1 % ΔVR)

Shock.....100 G (1 % ΔTR; 1 % ΔVR)

Load Life ..1,000 hours 0.5 watt @ 70 °C  
(3 % ΔTR; 1 % or 1 ohm,  
whichever is greater, CRV)

Rotational Life .....200 cycles  
(4 % ΔTR; 1 % or 1 ohm,  
whichever is greater, CRV)

### Physical Characteristics

Mechanical Angle .....310 ° nom.

Torque .....5.0 oz-in. max.

Stop Strength .....15.0 oz-in. min.

Terminals .....Solderable pins

Weight .....0.03 oz.

Marking .....Manufacturer's trademark, resistance code, wiring diagram, date code, manufacturer's model number and style

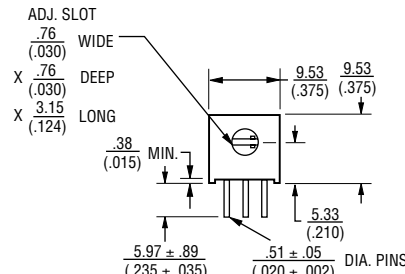
Flammability .....U.L. 94V-0

Standard Packaging .....50 pcs. per tube

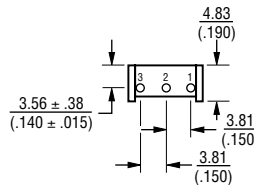
Wiper.....50 % (Actual TR) ±10 %

Adjustment Tool .....H-90

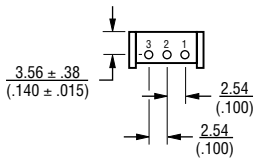
### Common Dimensions Side Adjust



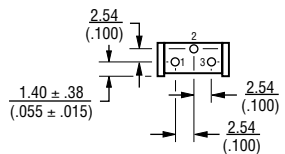
### 3386B



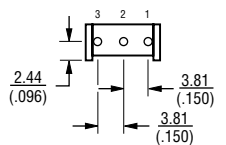
### 3386C



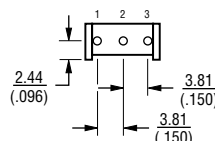
### 3386H



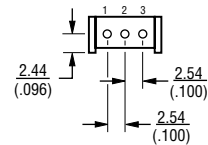
### 3386J



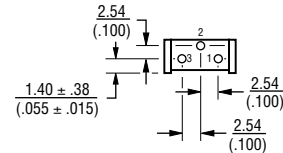
### 3386S



### 3386W



### 3386X



TOLERANCES: ± 0.25 (.010) EXCEPT WHERE NOTED

DIMENSIONS ARE:  $\frac{\text{MM}}{(\text{INCHES})}$

### Standard Resistance Table

Resistance (Ohms)	Resistance Code
<b>10</b>	<b>100</b>
<b>20</b>	<b>200</b>
<b>50</b>	<b>500</b>
<b>100</b>	<b>101</b>
<b>200</b>	<b>201</b>
<b>500</b>	<b>501</b>
<b>1,000</b>	<b>102</b>
<b>2,000</b>	<b>202</b>
<b>5,000</b>	<b>502</b>
<b>10,000</b>	<b>103</b>
<b>20,000</b>	<b>203</b>
<b>25,000</b>	<b>253</b>
<b>50,000</b>	<b>503</b>
<b>100,000</b>	<b>104</b>
<b>200,000</b>	<b>204</b>
<b>250,000</b>	<b>254</b>
<b>500,000</b>	<b>504</b>
<b>1,000,000</b>	<b>105</b>
<b>2,000,000</b>	<b>205</b>

Popular distribution resistance values listed in boldface. Special resistances available.

### How To Order

**3386 P - 1 - 103 T LF**

Model \_\_\_\_\_

Style \_\_\_\_\_

Standard or Modified Product Indicator \_\_\_\_\_  
-1 = Standard Product  
-EY5 = Extended Shaft

Resistance Code \_\_\_\_\_

Optional Suffix Letter \_\_\_\_\_  
T = Knob\*\*

Packaging Designator \_\_\_\_\_  
Blank = Tube (Standard)  
R = Tape & Reel (W and U Pin Styles Only)  
A = Ammo Pack (W and U Pin Styles Only)

Terminations \_\_\_\_\_  
LF = 100 % Tin-plated (RoHS compliant)  
Blank = 90 % Tin / 10 % Lead-plated (Standard)

\*\*Knob option is available only in standard Tube packaging.

Consult factory for other available options.

\*RoHS Directive 2002/95/EC Jan 27 2003 including Annex.

†"Fluorinert" is a registered trademark of 3M Co.

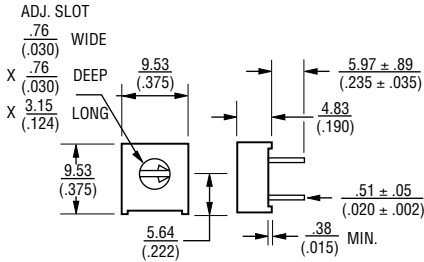
Specifications are subject to change without notice.

Customers should verify actual device performance in their specific applications.

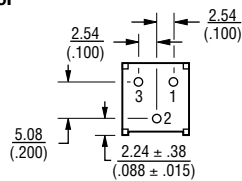
# 3386 - 3/8" Square Trimming Potentiometer

**BOURNS®**

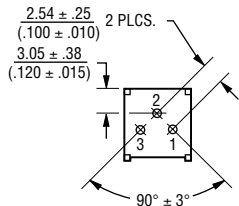
## Common Dimensions Top Adjust



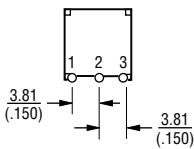
### 3386F



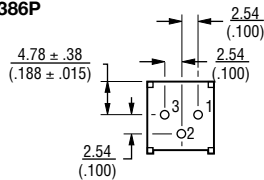
### 3386K



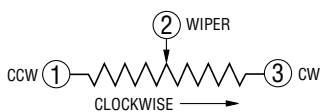
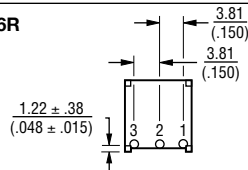
### 3386M



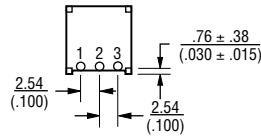
### 3386P



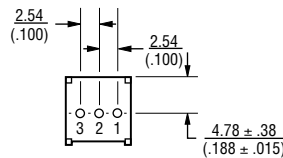
### 3386R



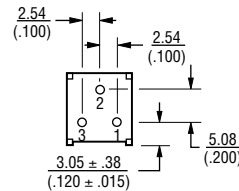
### 3386T



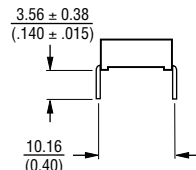
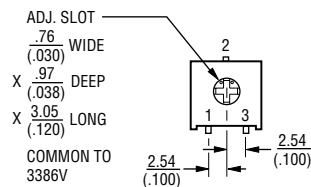
### 3386U



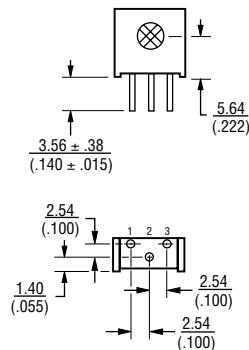
### 3386Y



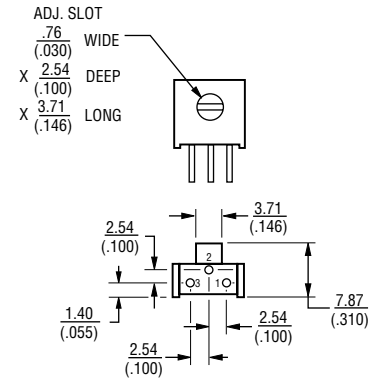
### 3386G



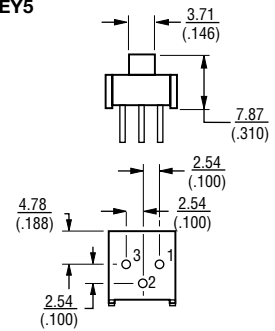
### 3386V



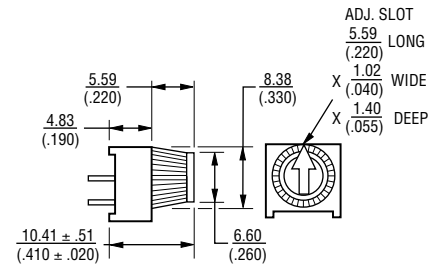
### 3386H-EY5 3386X-EY5 - SHOWN



### 3386P-EY5



The Model 3386 is available with a knob for finger adjustment. Add suffix letter "T" to order code for F, P and X terminal styles.

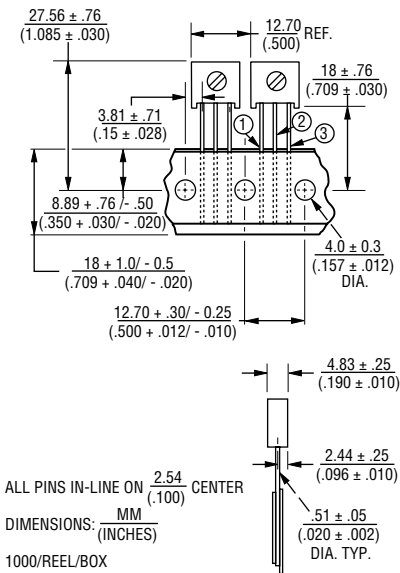


# 3386 - 3/8 " Square Trimming Potentiometer

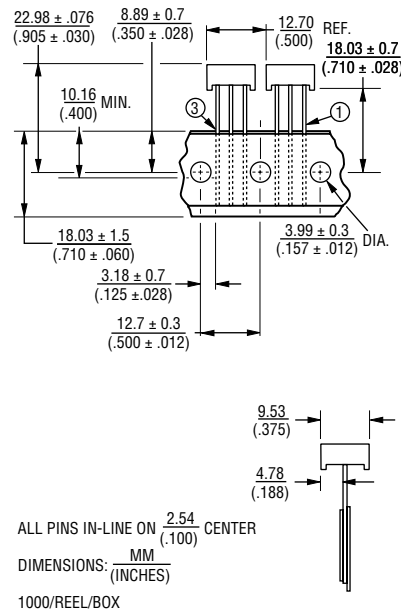
**BOURNS®**

## Packaging Specifications

### SIDE ADJUST 3386W-1



### TOP ADJUST 3386U-1



Meets EIA Specification 468.