

Features

- Single Turn / Cermet / Industrial / Sealed
- Available on tape and reel
- Available with a knob for finger adjust
- Available with extended shaft
- Available with cross-slot rotor

Features

- Top and side adjust types (F, P, H, W, X most popular)
- High voltage types available (see Model 3386 HV2/3386 HV3 for details)
- RoHS compliant* version available

3386 - 3/8 " Square Trimming Potentiometer

Electrical Characteristics

Standard Resistance Range
.....10 to 2 megohms
(see standard resistance table)
Resistance Tolerance .....±10 % std.
(tighter tolerance available)
Absolute Minimum Resistance
.....2 ohms max.
Contact Resistance Variation
.....2 % or 3 ohms max.
(whichever is greater)
Adjustability
Voltage .....±0.05 %
Resistance .....±0.15 %
Resolution.....Infinite
Insulation Resistance .....500 vdc.
1,000 megohms min.
Dielectric Strength
Sea Level .....900 vac
70,000 Feet .....350 vac
Adjustment Angle .....280 ° nom.

Environmental Characteristics

Power Rating (300 volts max.)
85 °C.....0.5 watt
125 °C.....0 watt
Temperature Range....-55 °C to +125 °C
Temperature Coefficient ....±100 ppm/°C
Seal Test.....85 °C Fluorinert†
Humidity.....MIL-STD-202 Method 103
96 hours
(2 % ΔTR, 10 Megohms min.)
Vibration.....30 G (1 % ΔTR; 1 % ΔVR)
Shock.....100 G (1 % ΔTR; 1 % ΔVR)
Load Life ..1,000 hours 0.5 watt @ 70 °C
(3 % ΔTR; 1 % or 1 ohm,
whichever is greater, CRV)
Rotational Life.....200 cycles
(4 % ΔTR; 1 % or 1 ohm,
whichever is greater, CRV)

Physical Characteristics

Mechanical Angle .....310 ° nom.
Torque .....5.0 oz-in. max.
Stop Strength .....15.0 oz -in. min.
Terminals .....Solderable pins
Weight .....0.03 oz.
Marking .....Manufacturer's
trademark, resistance code,
wiring diagram, date code,
manufacturer's model
number and style
Flammability.....U.L. 94V-0
Standard Packaging .....50 pcs. per tube
Wiper.....50 % (Actual TR) ±10 %
Adjustment Tool H-90

Common Dimensions
Side Adjust

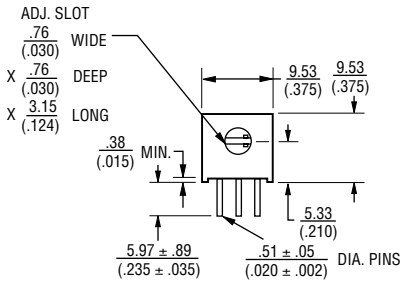

3386B

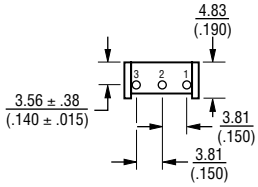

3386C

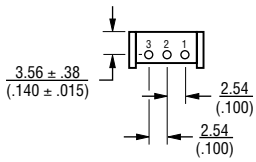

3386H

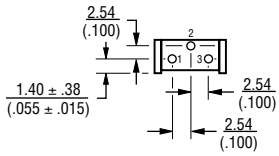

3386J

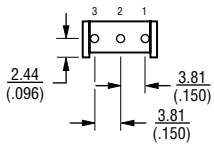

3386S

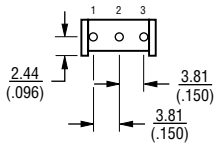

3386W

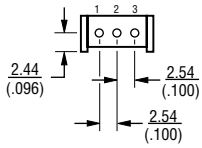

3386X

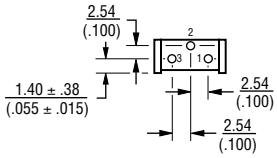

TOLERANCES: ± 0.25 (.010) EXCEPT WHERE NOTED

DIMENSIONS ARE: MM / (INCHES)

Standard Resistance Table

Resistance (Ohms)	Resistance Code
10	**100**
20	**200**
50	**500**
100	**101**
200	**201**
500	**501**
1,000	**102**
2,000	**202**
5,000	**502**
10,000	**103**
20,000	**203**
25,000	**253**
50,000	**503**
100,000	**104**
200,000	**204**
250,000	**254**
500,000	**504**
1,000,000	**105**
2,000,000	**205**

Popular distribution resistance values listed in boldface. Special resistances available.

How To Order

3386 P - 1 - 103 T __ LF

Model
Style
Standard or Modified Product Indicator
-1 = Standard Product
-EY5 = Extended Shaft
Resistance Code
Optional Suffix Letter
T = Knob**
Packaging Designator
Blank = Tube (Standard)
R = Tape & Reel (W and U Pin Styles Only)
A = Ammo Pack (W and U Pin Styles Only)
Terminations
LF = 100 % Tin-plated (RoHS compliant)
Blank = 90 % Tin / 10 % Lead-plated (Standard)

**Knob option is available only in standard Tube packaging.

Consult factory for other available options.

*RoHS Directive 2002/95/EC Jan 27 2003 including Annex.
†"Fluorinert" is a registered trademark of 3M Co.
Specifications are subject to change without notice.
Customers should verify actual device performance in their specific applications.

3386 - 3/8 ” Square Trimming Potentiometer

BOURNS®

Common Dimensions
Top Adjust

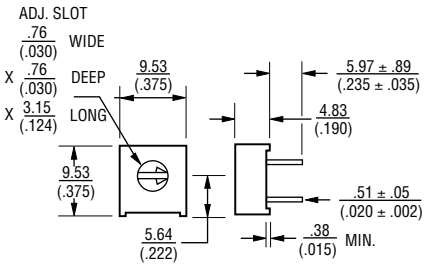

3386F

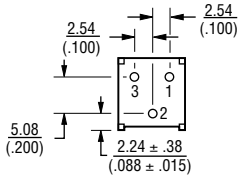

3386K

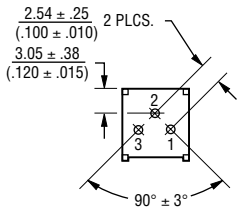

3386M

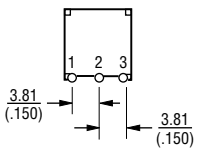

3386P

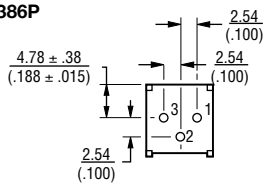

3386R

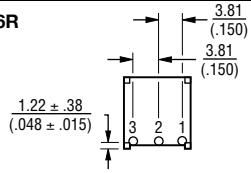

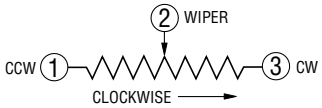

3386T

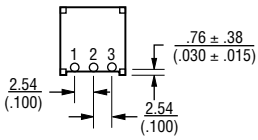

3386U

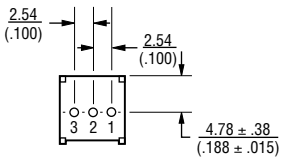

3386Y

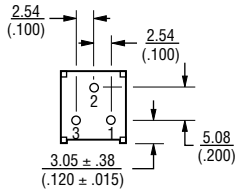

3386G

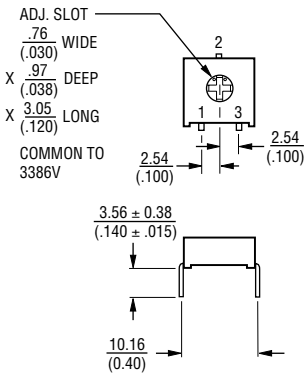

3386V

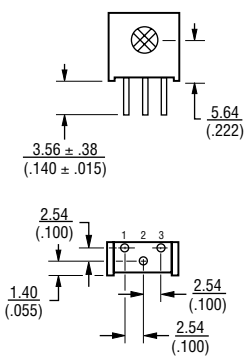

3386H-EY5
3386X-EY5 – SHOWN

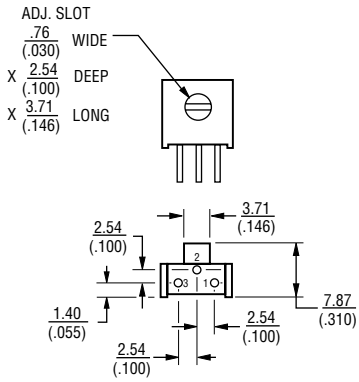

3386P-EY5

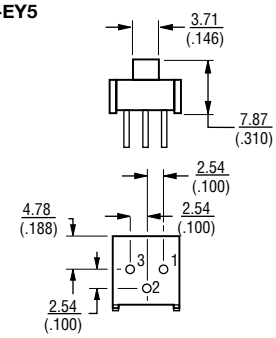

The Model 3386 is available with a knob for finger adjustment. Add suffix letter "T" to order code for F, P and X terminal styles.

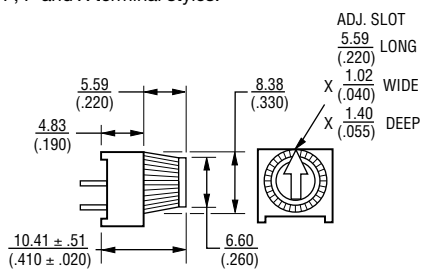

Specifications are subject to change without notice.
Customers should verify actual device performance in their specific applications.

Packaging Specifications

SIDE ADJUST
3386W-1

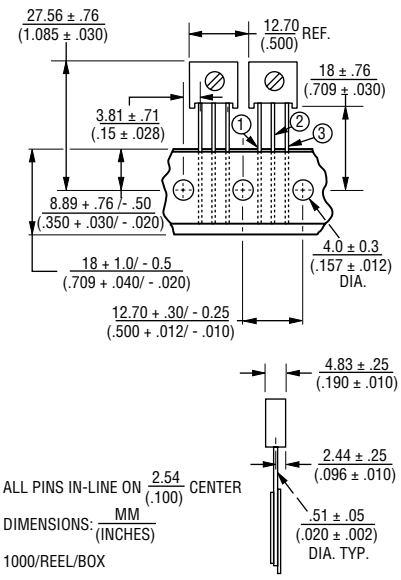

ALL PINS IN-LINE ON $\frac{2.54}{(.100)}$ CENTER

DIMENSIONS: $\frac{MM}{(INCHES)}$

1000/REEL/BOX

TOP ADJUST
3386U-1

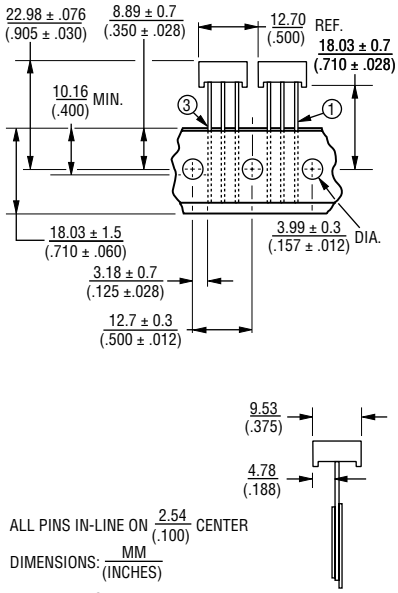

ALL PINS IN-LINE ON $\frac{2.54}{(.100)}$ CENTER

DIMENSIONS: $\frac{MM}{(INCHES)}$

1000/REEL/BOX

Meets EIA Specification 468.

REV. 09/04

Specifications are subject to change without notice.
Customers should verify actual device performance in their specific applications.