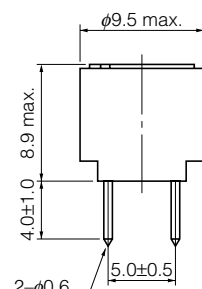
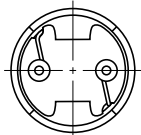
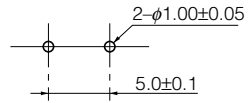


Examples Type 09D

	Part No.	Inductance (μH)	Tolerance (%)	Test Freq. (kHz)	R _{DC} (Ω) [at 20 °C] ** (Tol. ±30 %) (Tol. ±20 %)	*I _{DC} [at 20 °C] (A) max.			
<p>[Dimensions in mm] (not to scale)</p> 	ELC09D2R2□F	2.2	±20	10	0.012	3.50			
	ELC09D2R7□F	2.7			0.013	3.30			
	ELC09D3R3□F	3.3			0.015	3.20			
	ELC09D3R9□F	3.9			0.016	3.10			
	ELC09D4R7□F	4.7			0.018	3.00			
	ELC09D5R6□F	5.6			0.019	2.90			
	ELC09D6R8□F	6.8			0.021	2.80			
	ELC09D8R2□F	8.2			0.024	2.60			
	ELC09D100□F	10.0			0.027	2.50			
	ELC09D120□F	12.0			0.031	2.30			
	ELC09D150□F	15.0			0.035	2.10			
	ELC09D180□F	18.0			0.038	2.00			
	<p>Recommended PWB piercing plan</p> 	ELC09D220□F			22.0	±10	10	0.051	1.80
		ELC09D270□F			27.0			0.058	1.60
		ELC09D330□F			33.0			0.081	1.40
		ELC09D390□F			39.0			0.087	1.30
		ELC09D470□F			47.0			0.110	1.20
		ELC09D560□F			56.0			0.130	1.10
		ELC09D680□F			68.0			0.140	1.00
		ELC09D820□F			82.0			0.160	0.90
ELC09D101□F		100.0	0.200	0.82					
ELC09D121□F		120.0	0.250	0.77					
ELC09D151□F		150.0	0.320	0.74					
ELC09D181□F		180.0	0.360	0.61					
ELC09D221□F		220.0	0.410	0.58					
ELC09D271□F		270.0	0.500	0.52					
ELC09D331□F		330.0	0.650	0.49					
ELC09D391□F		390.0	0.860	0.46					
<p>Connection Schematic</p> 		ELC09D471□F	470.0	±10	10			0.980	0.39
		ELC09D561□F	560.0					1.100	0.36
		ELC09D681□F	680.0					1.400	0.34
		ELC09D821□F	820.0					1.600	0.30
	ELC09D102□F	1000.0	2.100			0.28			
	ELC09D122□F	1200.0	2.400			0.23			
	ELC09D152□F	1500.0	2.800			0.21			
	ELC09D182□F	1800.0	3.800			0.19			
	ELC09D222□F	2200.0	4.400			0.17			
	ELC09D272□F	2700.0	6.100			0.16			
	ELC09D332□F	3300.0	7.000			0.14			
	ELC09D392□F	3900.0	8.000			0.13			
	ELC09D472□F	4700.0	11.200			0.12			
ELC09D562□F	5600.0	12.600	0.11						
ELC09D682□F	6800.0	14.400	0.10						
ELC09D822□F	8200.0	16.600	0.09						
ELC09D103□F	10000.0	18.800	0.08						

* Allowable DC Current: Smaller current value either when the inductance is -10 % or when the case temperature has risen 45 °C.