

# Electronic housing - ME MAX 22,5 G 3-3 KMGY - 2713942

Please be informed that the data shown in this PDF Document is generated from our Online Catalog. Please find the complete data in the user's documentation. Our General Terms of Use for Downloads are valid (<http://download.phoenixcontact.com>)



Electronic housing consisting of: Housing shells left and right, front plate, transparent cover, metal foot catch and spring, enclosed housing, 24-pos. (6 x 4 pos.), width: 22,5 mm, color: Light gray

The illustration shows the housing versions

## Product Features

- DIN rail bus connector as an option
- Plug-in connection with screw, spring-cage or fast connection technology
- Labels for additional labeling as an option
- Large front surface for high-pos. plugs or operating and setting elements
- Large PCB surface despite compact housing dimensions
- The fitted cover is easy to adapt and print
- Easy module replacement without interrupting the contact chain
- Fixed or plug-in connection technology can be combined on up to three connection levels, with different pitches
- Transparent front cover can be swiveled
- Functional earth ground contact as an option

## Key commercial data

<b>package_quantity</b>	10
<b>GTIN</b>	4017918929527

## Technical data

### General

<b>Housing type</b>	Complete housing
<b>Housing material</b>	Polyamide
<b>Color</b>	light gray

### Ambient conditions

<b>Ambient temperature (operation)</b>	-40 °C ... 105 °C
--	-------------------

### Dimensions

<b>Length</b>	99 mm
<b>Constructional height</b>	114.5 mm
<b>Width</b>	22.5 mm

### Technical data

<b>Inflammability class according to UL 94</b>	V0
--	----

# Electronic housing - ME MAX 22,5 G 3-3 KMGY - 2713942

## Technical data

### Technical data

Power dissipation at 20°C in the horizontal mounting position	5.7 W 10.1 W
Number of positions	24

## classifications

### eCl@ss

eCl@ss 4.0	27180401
eCl@ss 4.1	27180401
eCl@ss 5.0	27180506
eCl@ss 5.1	27180506
eCl@ss 6.0	27180802
eCl@ss 7.0	27182702
eCl@ss 8.0	27182702

### ETIM

ETIM 2.0	EC001031
ETIM 3.0	EC001031
ETIM 4.0	EC001031
ETIM 5.0	EC001031

### UNSPSC

UNSPSC 6.01	31261501
UNSPSC 7.0901	31261501
UNSPSC 11	31261501
UNSPSC 12.01	31261501
UNSPSC 13.2	31261501

## approvals


UL Recognized / cUL Recognized / cULus Recognized /

### Approval details



# Electronic housing - ME MAX 22,5 G 3-3 KMGY - 2713942

approvals



accessories

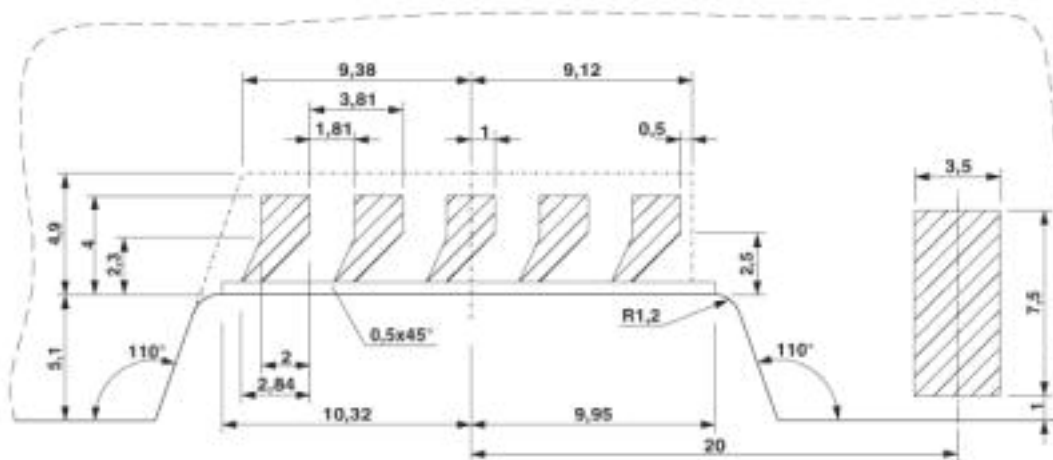
**Ground contact**

ME FE-CONTACT - 2908294



## Drawings

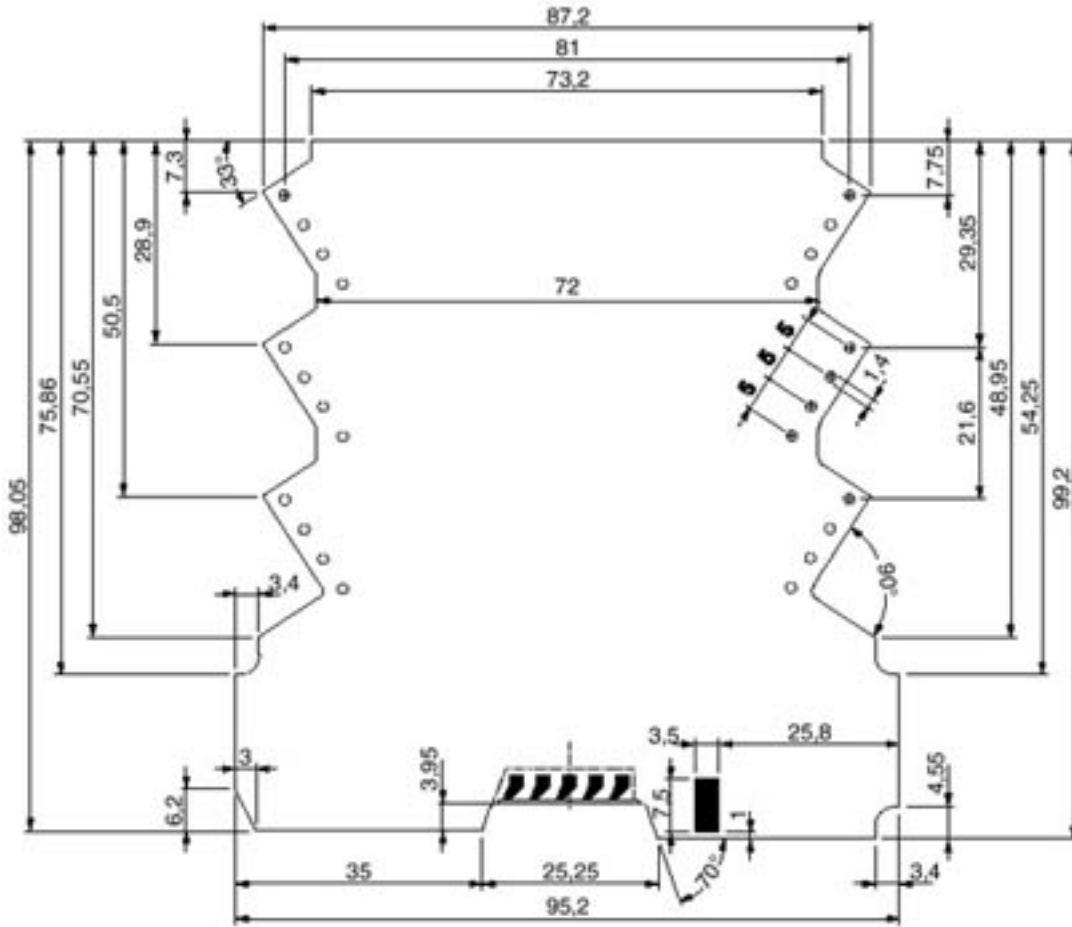
Drilling diagram



Detailed dimensional drawing of the DIN rail connector contact pads

# Electronic housing - ME MAX 22,5 G 3-3 KMGY - 2713942

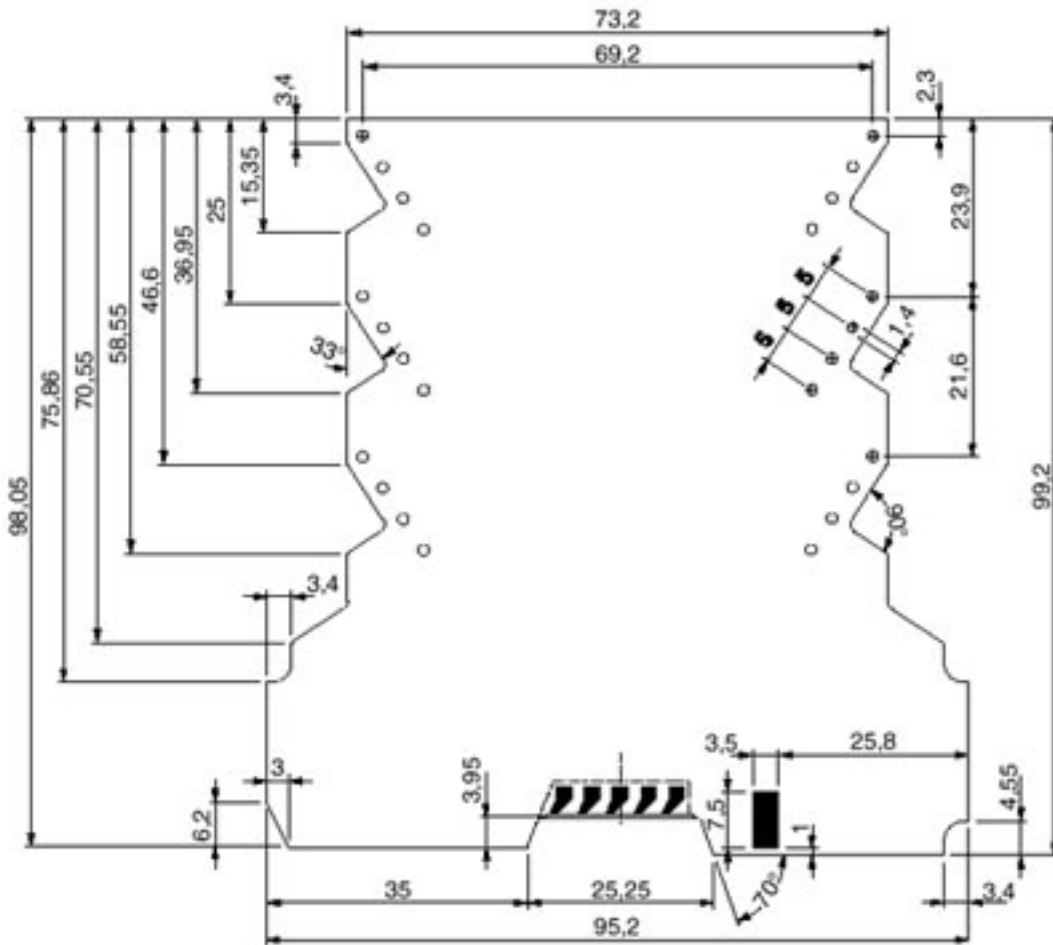
Dimensioned drawing



Dimensional drawing of the ME MAX 3-3 printed circuit board, for printed circuit terminal block connection (MKDSO), view: component side

# Electronic housing - ME MAX 22,5 G 3-3 KMGY - 2713942

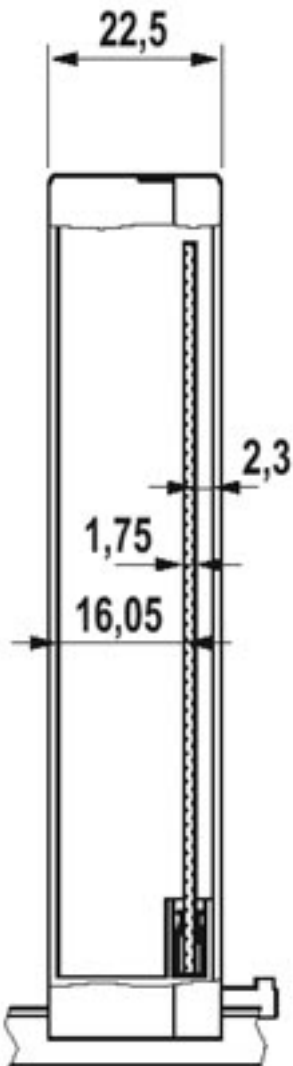
Dimensioned drawing



Dimensional drawing of the ME MAX 3-3 printed circuit board for plug connection (MSTBO), view: component side

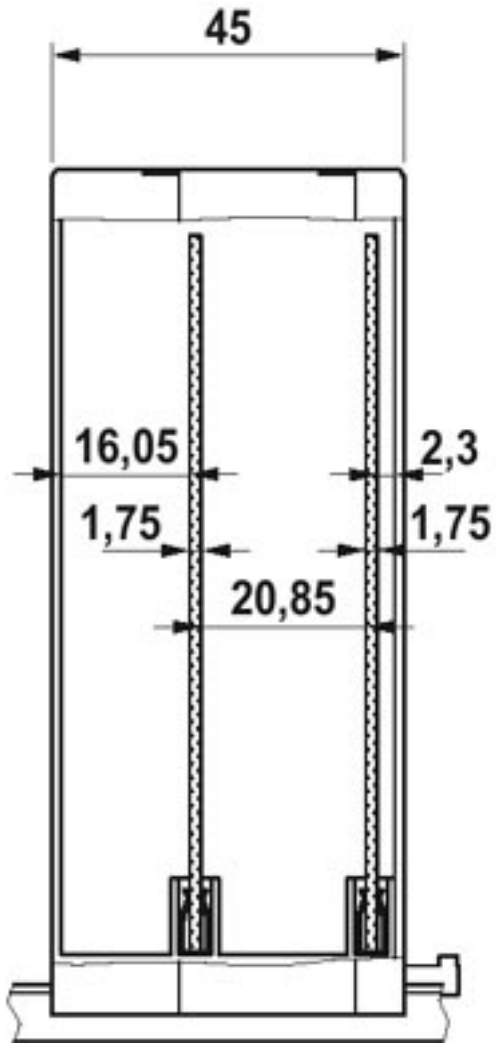
# Electronic housing - ME MAX 22,5 G 3-3 KMGY - 2713942

Dimensioned drawing



# Electronic housing - ME MAX 22,5 G 3-3 KMGY - 2713942

Dimensioned drawing



© Phoenix Contact 2013 - all rights reserved  
<http://www.phoenixcontact.com>