

Electronic housing - ME 22,5 OT-MKDSO SET - 2907473

Please be informed that the data shown in this PDF Document is generated from our Online Catalog. Please find the complete data in the user's documentation. Our General Terms of Use for Downloads are valid (<http://download.phoenixcontact.com>)



Housing upper part, complete with PCB termination blocks for full equipping. 16-pos., housing width: 22.5 mm

Product Features

- Tool-free mounting
- Large assembly area
- Low design width with a high number of positions
- Same PCB geometry for all design widths
- Recessed labeling areas
- Inflammability class V0 according to UL 94
- Fast mounting on DIN rails according to EN 60715
- Cost savings thanks to easy device production
- Material and part identification embossed on the housing (recyclability)
- Metal foot catch
- Optional BUS connection integrated in the housing, for either parallel or serial contacting
- Electronic components can be partially removed
- Functional earth ground contact (EMC) integrated in the housing base

Key commercial data

package_quantity	1
GTIN	4017918131562

Technical data

General

Housing type	Component housing
Housing material	Polyamide
Color	green

Dimensions

Constructional height	38.5 mm
Width	22.5 mm

Technical data

Connection in acc. with standard	CUL
Nominal voltage U_N	300 V
Nominal current I_N	10 A

Electronic housing - ME 22,5 OT-MKDSO SET - 2907473

Technical data

Technical data

AWG/kcmil	30-12
Indicator1	CUL1
Inflammability class according to UL 94	V0
Number of positions	16

classifications

eCl@ss

eCl@ss 4.0	27180401
eCl@ss 4.1	27180401
eCl@ss 5.0	27180506
eCl@ss 5.1	27141190
eCl@ss 6.0	27141190
eCl@ss 7.0	27141190
eCl@ss 8.0	27141190

ETIM

ETIM 2.0	EC001031
ETIM 3.0	EC001031
ETIM 4.0	EC001031
ETIM 5.0	EC000886

UNSPSC

UNSPSC 6.01	31261501
UNSPSC 7.0901	31261501
UNSPSC 11	31261501
UNSPSC 12.01	31261501
UNSPSC 13.2	31261501

approvals

UL Recognized / cUL Recognized / cULus Recognized /

Approval details



Electronic housing - ME 22,5 OT-MKDSO SET - 2907473

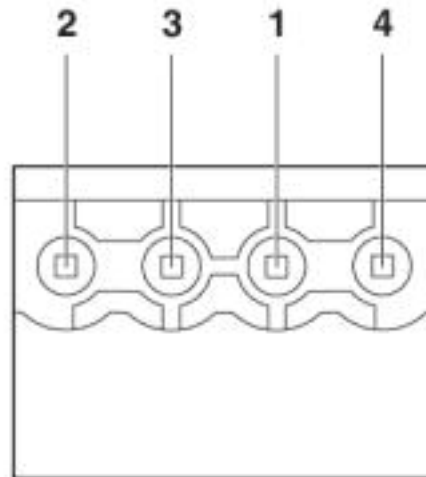
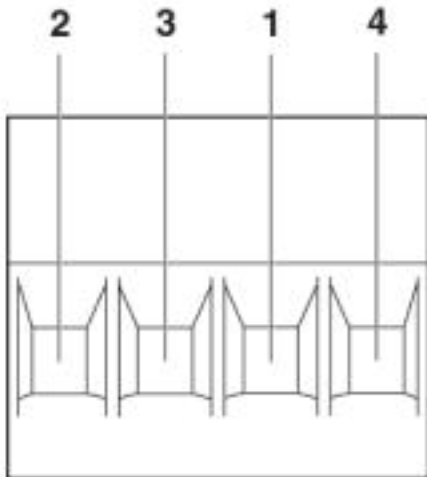
approvals

Usegroups	B	D
Nominal voltage UN	300 V	300 V
Nominal current IN	10 A	10 A
mm ² /AWG/kcmil	30-12	30-12



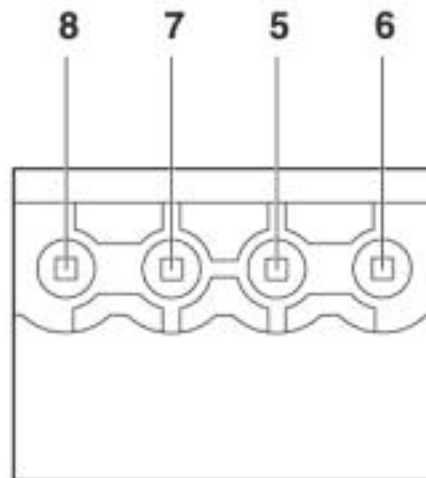
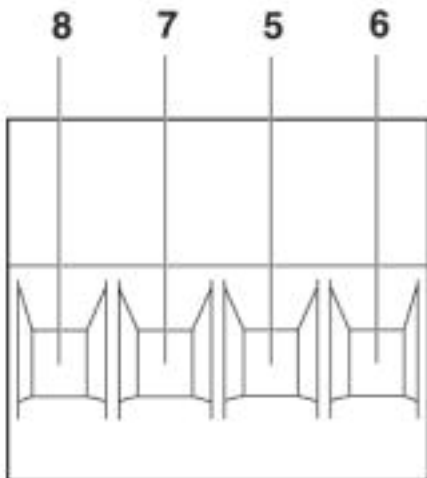
Drawings

Schematic diagram



Pin assignment left

Schematic diagram



Pin assignment right

