

# Electronic housing - ME 22,5 UT/FE BUS/10+2 BU - 2706768

Please be informed that the data shown in this PDF Document is generated from our Online Catalog. Please find the complete data in the user's documentation. Our General Terms of Use for Downloads are valid (<http://download.phoenixcontact.com>)



Lower part of housing, integrated 10-pos. cross connection link for parallel through contacting, and 2-pos. connection link for serial contacting

## Product Features

- 2 optional serial contacts (daisy chain)
- Can be snapped onto standard NS 35/7,5 and NS 35/15 DIN rails
- Gold contacts for data transmission and power supply (125 V, 8 A)
- Supply via standard MINI COMBICON plug

## Key commercial data

package_quantity	10
GTIN	4017918839253

## classifications

### eCl@ss

eCl@ss 4.0	27180401
eCl@ss 4.1	27180401
eCl@ss 5.0	27180506
eCl@ss 5.1	27180506
eCl@ss 6.0	27180802
eCl@ss 7.0	27182702
eCl@ss 8.0	27182702

### ETIM

ETIM 2.0	EC001031
ETIM 3.0	EC001031
ETIM 4.0	EC001031
ETIM 5.0	EC001031

### UNSPSC

UNSPSC 6.01	31261501
UNSPSC 7.0901	31261501
UNSPSC 11	31261501
UNSPSC 12.01	31261501
UNSPSC 13.2	31261501

# Electronic housing - ME 22,5 UT/FE BUS/10+2 BU - 2706768

## approvals

---

UL Recognized / cUL Recognized / cULus Recognized /

---

### Approval details

UL Recognized

cUL Recognized

Usegroups	B	D
Nominal voltage UN	300 V	300 V
Nominal current IN	8 A	8 A
mm <sup>2</sup> /AWG/kcmil		

cULus Recognized

## accessories

### Coding element

CR-MSTB - 1734401



---

CP-MSTB - 1734634



---

## Mounting material

## Electronic housing - ME 22,5 UT/FE BUS/10+2 BU - 2706768

### accessories

ME-SAS - 2853899



---

ME DH27 NS 35 - 2908760



---

ME DH36 NS 35 - 2909895



---

### Filler plug

ME B-SA/NS 35 - 2935959



---

### accessories

ME B-KA BU - 2735690

---

# Electronic housing - ME 22,5 UT/FE BUS/10+2 BU - 2706768

accessories

ME B-22,5 MSTBO BU - 2907813

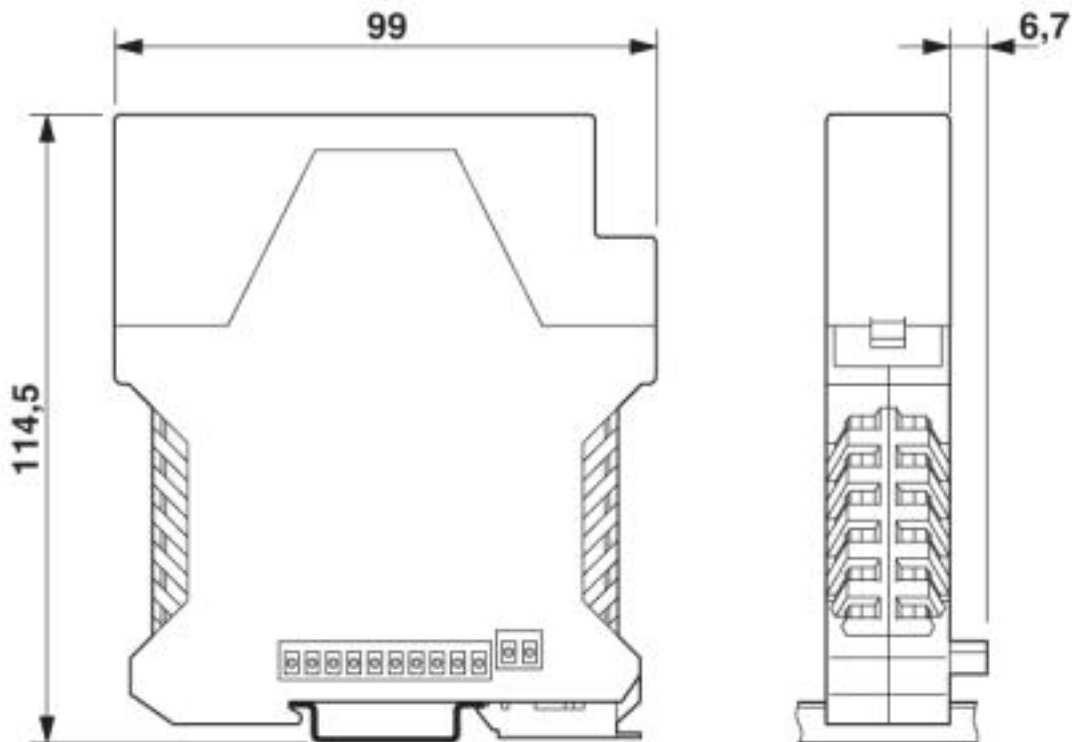
---

ME B-22,5 MKDSO BU - 2908359

---

## Drawings

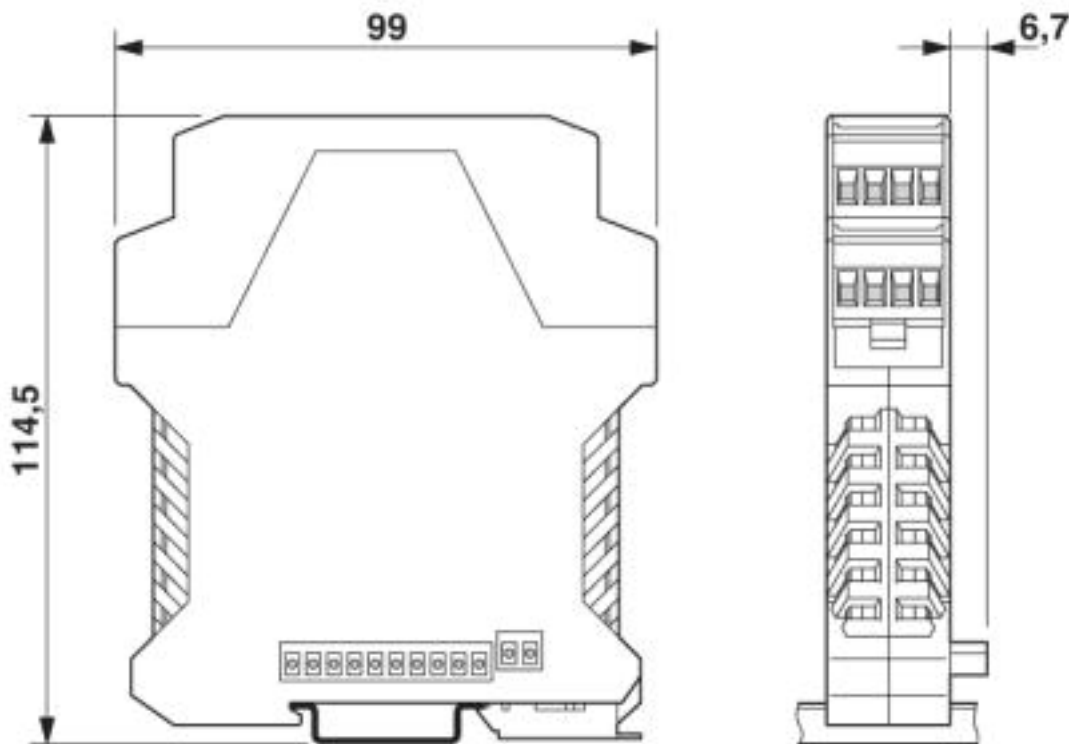
Dimensioned drawing



Dimensions of the electronics housing ME.../BUS 5+2 and ME.../BUS 10+2 with single-level upper part

# Electronic housing - ME 22,5 UT/FE BUS/10+2 BU - 2706768

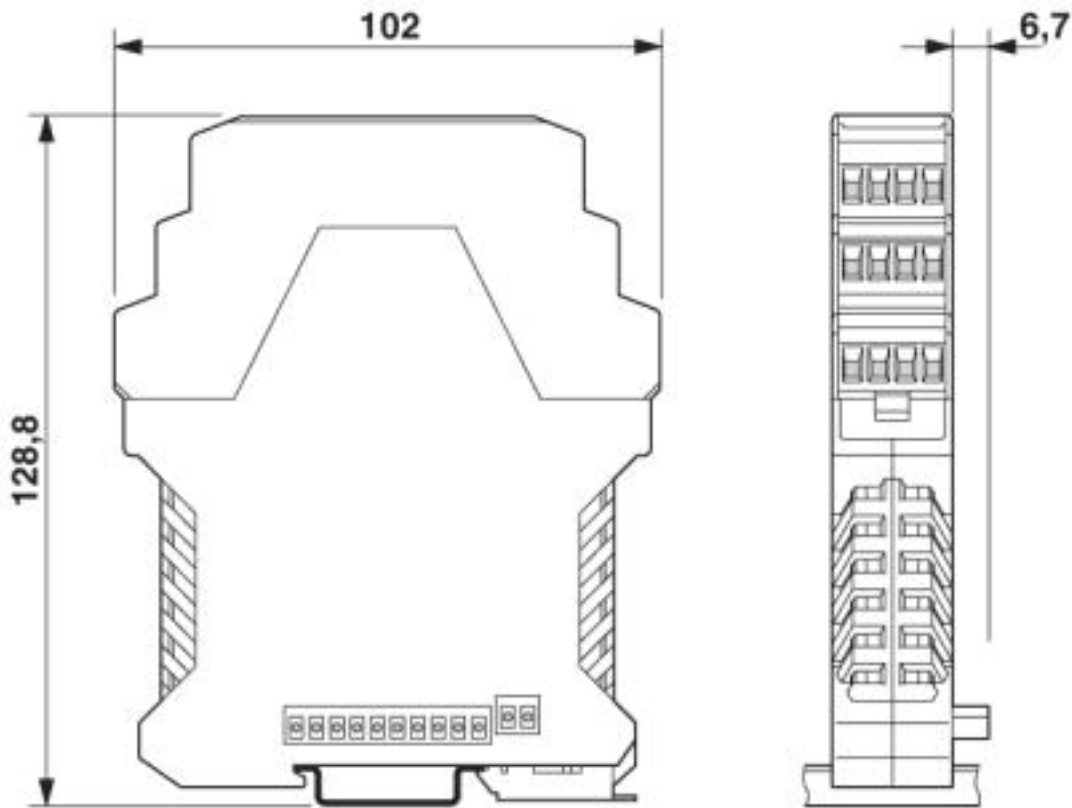
Dimensioned drawing



Dimensions of the electronics housing ME.../BUS 5+2 and ME.../BUS 10+2 with double-level upper part

# Electronic housing - ME 22,5 UT/FE BUS/10+2 BU - 2706768

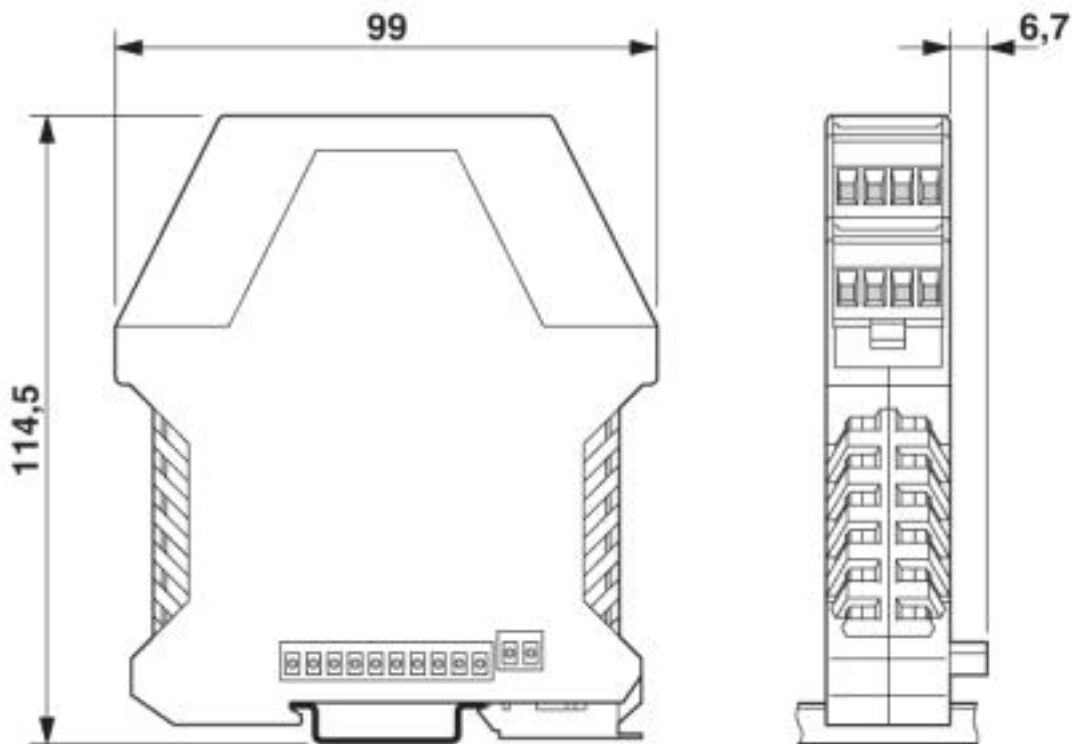
Dimensioned drawing



Dimensions of the electronics housing ME.../BUS 5+2 and ME.../BUS 10+2 with triple-level upper part

# Electronic housing - ME 22,5 UT/FE BUS/10+2 BU - 2706768

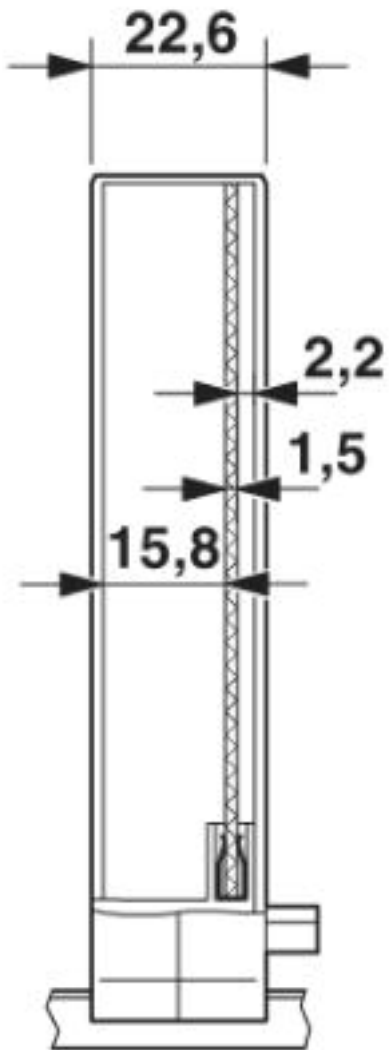
Dimensioned drawing



Dimensions of the electronics housing ME.../BUS 5+2 and ME.../BUS 10+2 with double-level upper part

# Electronic housing - ME 22,5 UT/FE BUS/10+2 BU - 2706768

Dimensioned drawing

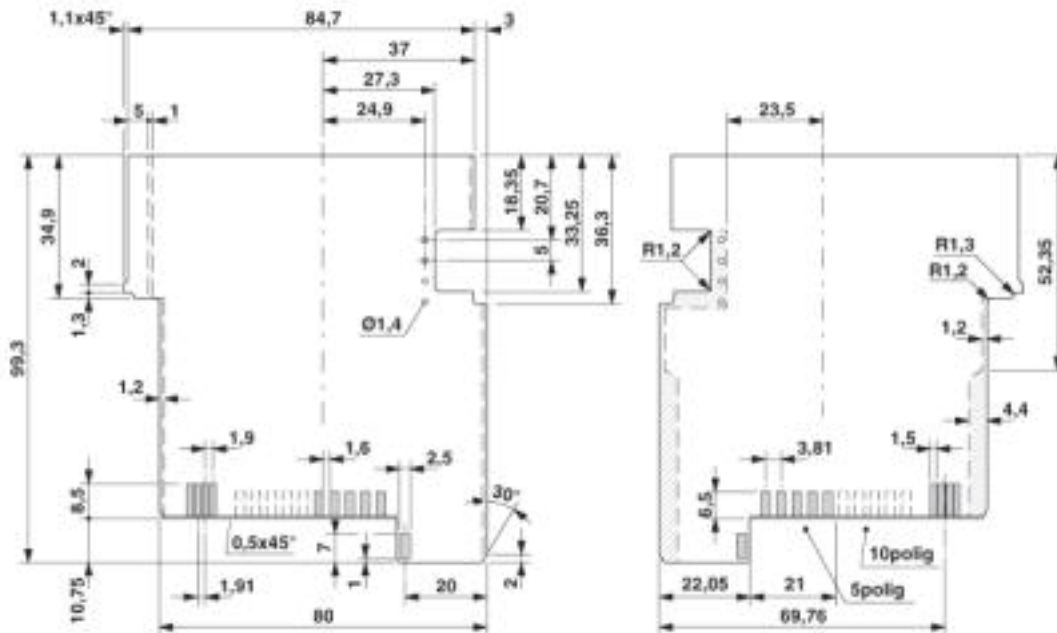


Inner housing dimensions, electronic housing ME 22.5.../BUS 5+2 and ME 22.5.../BUS 10+2



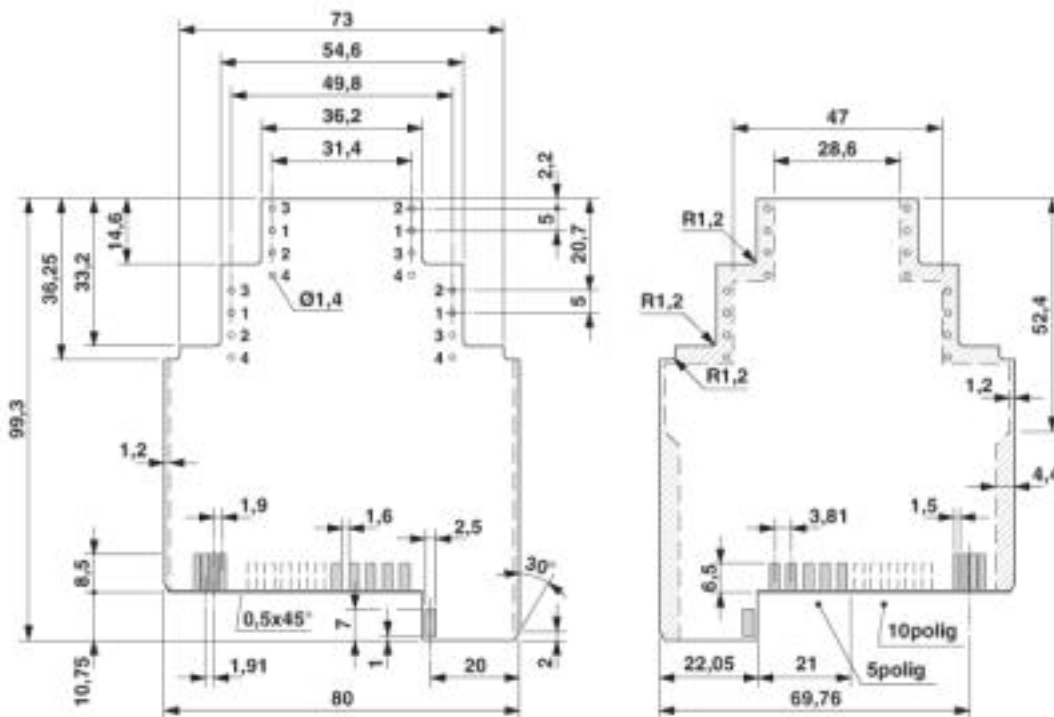
# Electronic housing - ME 22,5 UT/FE BUS/10+2 BU - 2706768

Dimensioned drawing



Dimensional drawing of the ME.../BUS 5+2 and ME.../BUS 10+2 printed circuit boards if the single-level upper part is used

Dimensioned drawing

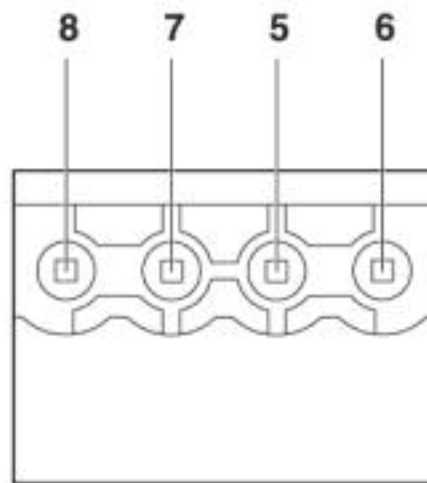
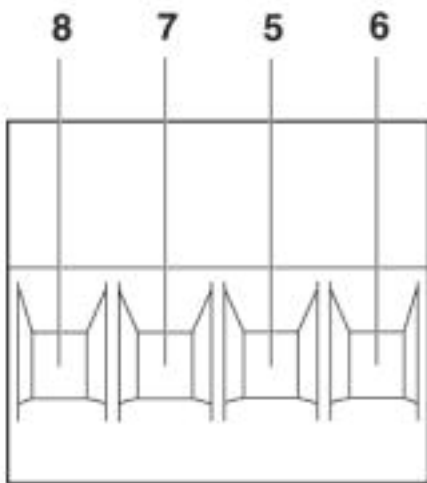


Dimensional drawing of the ME.../BUS 5+2 and ME.../BUS 10+2 printed circuit boards if the double-level upper part is used



## Electronic housing - ME 22,5 UT/FE BUS/10+2 BU - 2706768

Schematic diagram



Pin assignment right

© Phoenix Contact 2013 - all rights reserved  
<http://www.phoenixcontact.com>