

Electronic housing - ME 12,5 OT-MSTBO GN - 2906814

Please be informed that the data shown in this PDF Document is generated from our Online Catalog. Please find the complete data in the user's documentation. Our General Terms of Use for Downloads are valid (<http://download.phoenixcontact.com>)



Upper part of housing, for COMBICON connection, double-level.

Product Features

- Tool-free mounting
- Low design width with a high number of positions
- Large assembly area
- Recessed labeling areas
- Same PCB geometry for all design widths
- Inflammability class V0 according to UL 94
- Fast mounting on DIN rails according to EN 60715
- Cost savings thanks to easy device production
- Material and part identification embossed on the housing (recyclability)
- Electronic components can be partially removed
- Optional BUS connection integrated in the housing, for either parallel or serial contacting
- Metal foot catch
- Functional earth ground contact (EMC) integrated in the housing base

Key commercial data

package_quantity	10
GTIN	4017918126445

Technical data

General

Housing type	Component housing
Housing material	Polyamide
Color	green

Dimensions

Constructional height	38.5 mm
Width	12.5 mm

Technical data

Inflammability class according to UL 94	V0
Number of positions	8

Electronic housing - ME 12,5 OT-MSTBO GN - 2906814

classifications

eCl@ss

eCl@ss 4.0	27180401
eCl@ss 4.1	27180401
eCl@ss 5.0	27180506
eCl@ss 5.1	27180506
eCl@ss 6.0	27180802
eCl@ss 7.0	27182702
eCl@ss 8.0	27182702

ETIM

ETIM 2.0	EC001031
ETIM 3.0	EC001031
ETIM 4.0	EC001031
ETIM 5.0	EC000886

UNSPSC

UNSPSC 6.01	31261501
UNSPSC 7.0901	31261501
UNSPSC 11	31261501
UNSPSC 12.01	31261501
UNSPSC 13.2	31261501

approvals

UL Recognized /

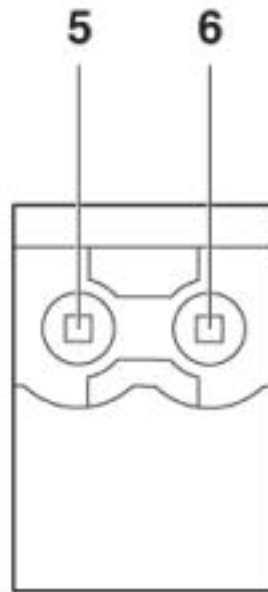
Approval details



Drawings

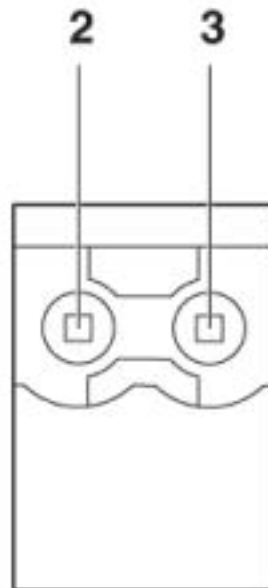

Electronic housing - ME 12,5 OT-MSTBO GN - 2906814

Schematic diagram



Pin assignment right

Schematic diagram



Pin assignment left