

Electronic housing - EMG 90-LG - 2946256

Please be informed that the data shown in this PDF Document is generated from our Online Catalog. Please find the complete data in the user's documentation. Our General Terms of Use for Downloads are valid (<http://download.phoenixcontact.com>)



Electronic housing, for PCB insertion, without screw connection terminal blocks and cover

Product Features

- Choice of four cover sizes in transparent or color versions
- Practical and easy-to-wire conductor connections
- High degree of flexibility due to the wide choice of versions
- Uniform and appropriate housing technology
- Space-saving accommodation of electronic components in finely graded module versions available with 10 to 150 mm pitch
- User-friendly and safe mounting on DIN rails according to EN 60715
- Inflammability class V0 insulation material (according to UL 94)
- Shock and contamination-proof accommodation of electronic components
- Universal PCBs for all pitches

Key commercial data

package_quantity	5
GTIN	4017918082215

Technical data

General

Housing type	Component housing
Housing material	Polycarbonate fiber reinforced
Color	green

Ambient conditions

Ambient temperature (operation)	-40 °C ... 125 °C
--	-------------------

Dimensions

Length	75 mm
Constructional height	47.5 mm
Width	90 mm
Pitch	5 mm

Technical data

Inflammability class according to UL 94	V0
Power dissipation at 20°C in the horizontal mounting position	4.1 W 4.6 W 7.5 mm

Electronic housing - EMG 90-LG - 2946256

Technical data

Technical data

Power dissipation at 20°C in the horizontal mounting position	5 W 5.7 W 15 mm
Power dissipation at 20°C in the horizontal mounting position	6.1 W 7.1 W 52 mm
Number of positions	34

Connection data

Conductor cross section solid min.	0.2 mm ²
Conductor cross section solid max.	4 mm ²
Conductor cross section stranded min.	0.2 mm ²
Conductor cross section stranded max.	2.5 mm ²
Conductor cross section AWG/kcmil min.	24
Conductor cross section AWG/kcmil max	12
Stripping length	8 mm

classifications

eCl@ss

eCl@ss 4.0	27180401
eCl@ss 4.1	27180401
eCl@ss 5.0	27180506
eCl@ss 5.1	27180506
eCl@ss 6.0	27180802
eCl@ss 7.0	27182702
eCl@ss 8.0	27182702

ETIM

ETIM 2.0	EC001031
ETIM 3.0	EC001031
ETIM 4.0	EC001031
ETIM 5.0	EC000886

UNSPSC

UNSPSC 6.01	31261501
UNSPSC 7.0901	31261501
UNSPSC 11	31261501
UNSPSC 12.01	31261501
UNSPSC 13.2	31261501

approvals

GOST /

Approval details

Electronic housing - EMG 90-LG - 2946256

approvals



accessories

Filler plug

EMG-KA - 2941510



EMG-KA - 2941510



Device marking

EMG-GKS 22 - 2941594



EMG-GKS 22 - 2941594



Component housing center part

Electronic housing - EMG 90-LG - 2946256

accessories

EMG 90-ZE - 2941824

PCB

P 1-EMG 90 - 2946272



accessories

EMG-GKS 12 - 2947035



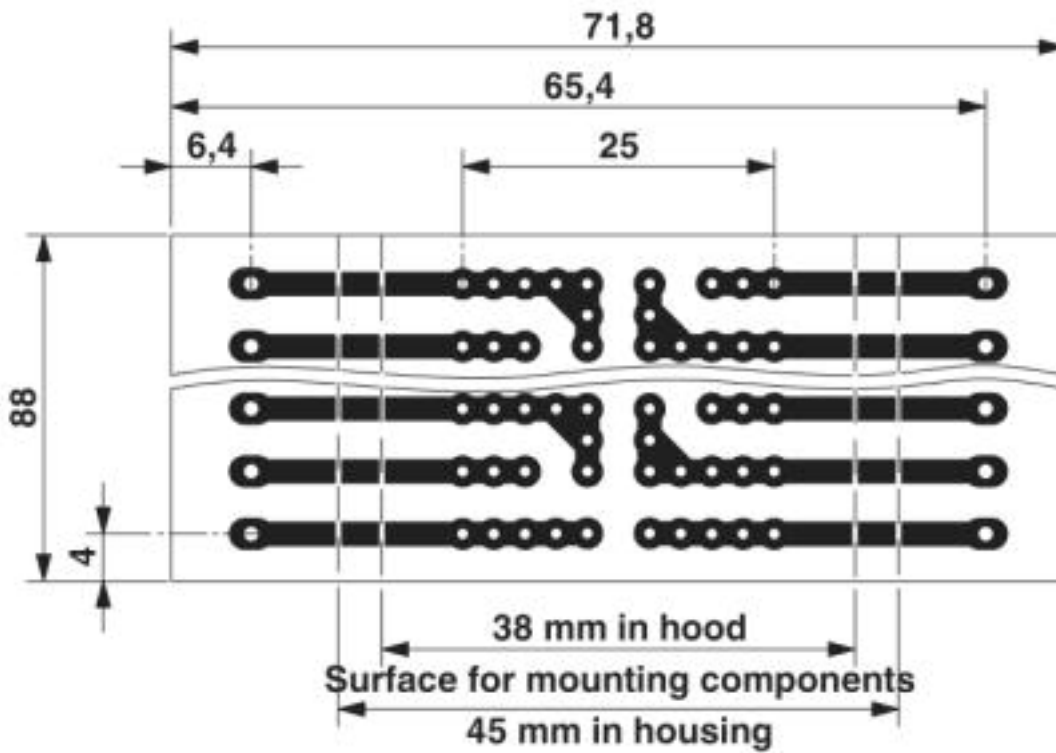
EMG-GKS 12 - 2947035



Drawings

Electronic housing - EMG 90-LG - 2946256

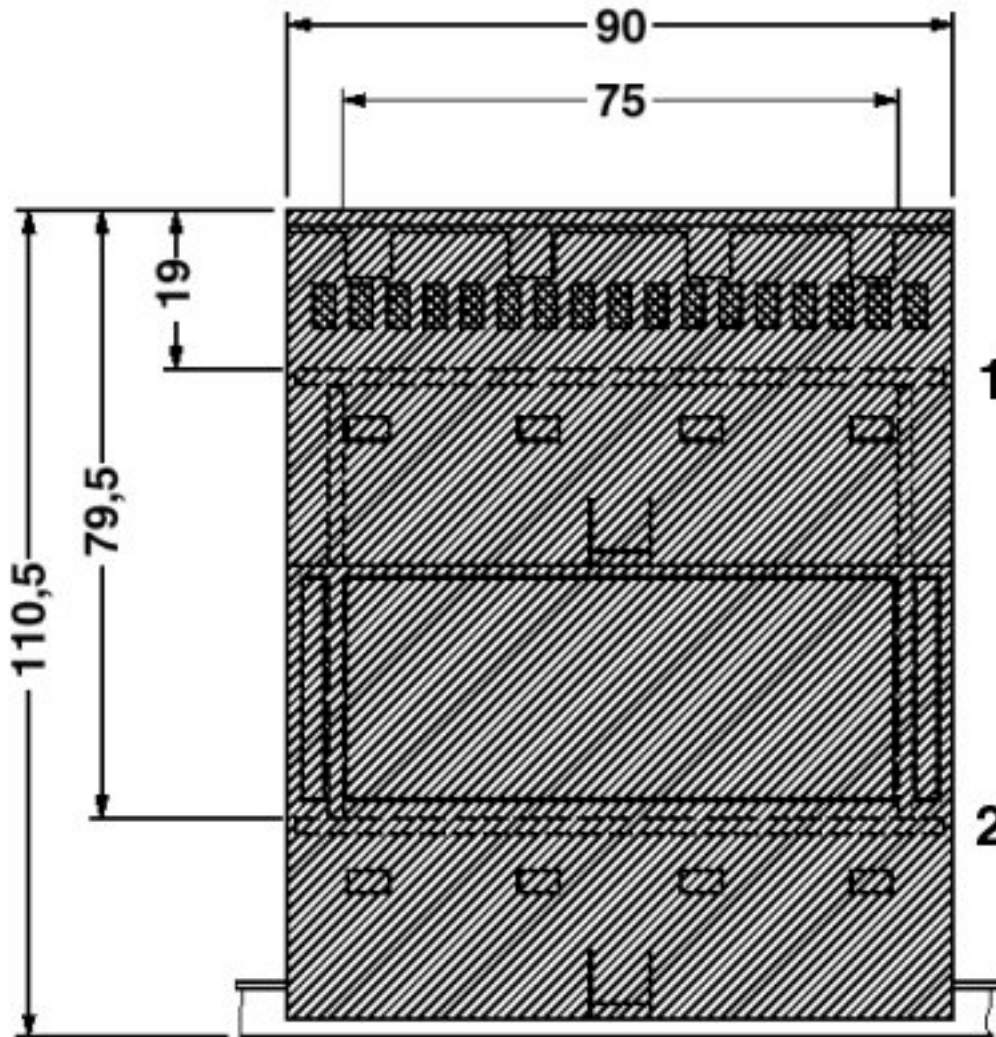
Dimensioned drawing



Pitch 5 mm = Area for mounting components, 38 mm in the hood = Area for mounting components, 45 mm in the housing

Electronic housing - EMG 90-LG - 2946256

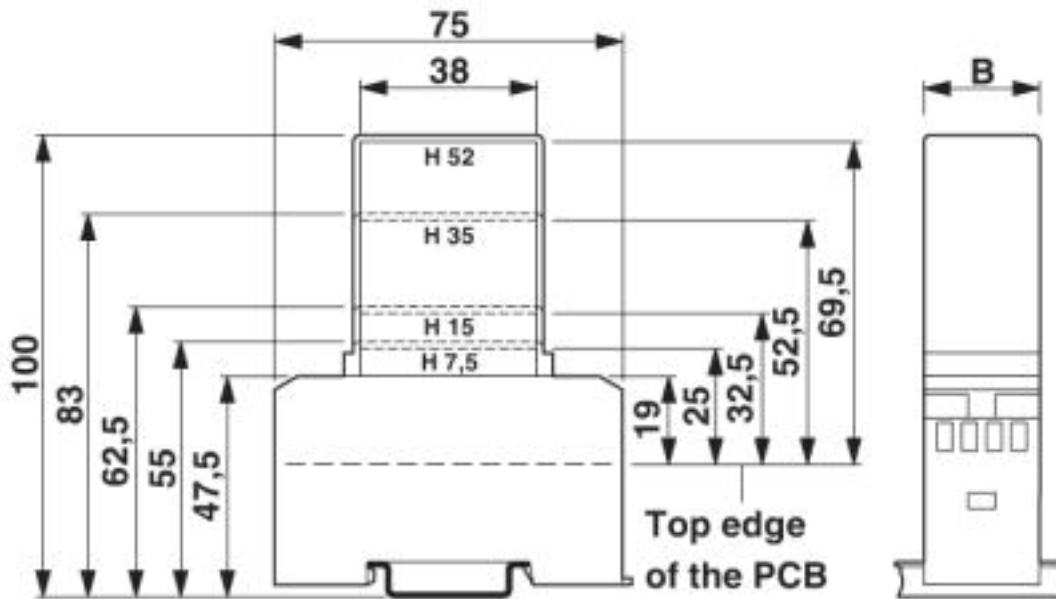
Dimensioned drawing



1 = Top edge of the PCB2 = Top edge of the PCB

Electronic housing - EMG 90-LG - 2946256

Dimensioned drawing



1 = Top edge of the PCB B = Housing width

© Phoenix Contact 2013 - all rights reserved
<http://www.phoenixcontact.com>