

# Electronic housing - EMG 17-B3 - 2946081

Please be informed that the data shown in this PDF Document is generated from our Online Catalog. Please find the complete data in the user's documentation. Our General Terms of Use for Downloads are valid (<http://download.phoenixcontact.com>)



Custom circuit module, consisting of housing, MKDS 3 connection terminal blocks and PCB

## Product Features

- Choice of four cover sizes in transparent or color versions
- Practical and easy-to-wire conductor connections
- User-friendly and safe mounting on DIN rails according to EN 60715
- High degree of flexibility due to the wide choice of versions
- Uniform and appropriate housing technology
- Space-saving accommodation of electronic components in finely graded module versions available with 10 to 150 mm pitch
- Inflammability class V0 insulation material (according to UL 94)
- Shock and contamination-proof accommodation of electronic components
- Universal PCBs for all pitches

## Key commercial data

<b>package_quantity</b>	10
<b>GTIN</b>	4017918082048

## Technical data

### General

<b>Housing type</b>	Component housing
<b>Housing material</b>	Polycarbonate fiber reinforced
<b>Color</b>	green

### Ambient conditions

<b>Ambient temperature (operation)</b>	-40 °C ... 125 °C
--	-------------------

### Dimensions

<b>Length</b>	75 mm
<b>Constructional height</b>	47.5 mm
<b>Width</b>	22.5 mm
<b>Pitch</b>	5 mm

### Technical data

<b>Inflammability class according to UL 94</b>	V0
<b>Power dissipation at 20°C in the horizontal mounting position</b>	1.3 W 1.4 W 7.5 mm

# Electronic housing - EMG 17-B3 - 2946081

## Technical data

### Technical data

Power dissipation at 20°C in the horizontal mounting position	1.5 W 1.6 W 15 mm
Power dissipation at 20°C in the horizontal mounting position	2.1 W 2.7 W 35 mm
Power dissipation at 20°C in the horizontal mounting position	2.7 W 4 W 52 mm
Number of positions	6

## classifications

### eCl@ss

eCl@ss 4.0	27180401
eCl@ss 4.1	27180401
eCl@ss 5.0	27180506
eCl@ss 5.1	27180506
eCl@ss 6.0	27180802
eCl@ss 7.0	27182702
eCl@ss 8.0	27182702

### ETIM

ETIM 2.0	EC001031
ETIM 3.0	EC001031
ETIM 4.0	EC001031
ETIM 5.0	EC000886


### UNSPSC

UNSPSC 6.01	31261501
UNSPSC 7.0901	31261501
UNSPSC 11	31261501
UNSPSC 12.01	31261501
UNSPSC 13.2	31261501

## approvals

GOST / GOST /

### Approval details



## Electronic housing - EMG 17-B3 - 2946081

accessories

### Filler plug

EMG-KA - 2941510



accessories

EMG-GKS 12 - 2947035



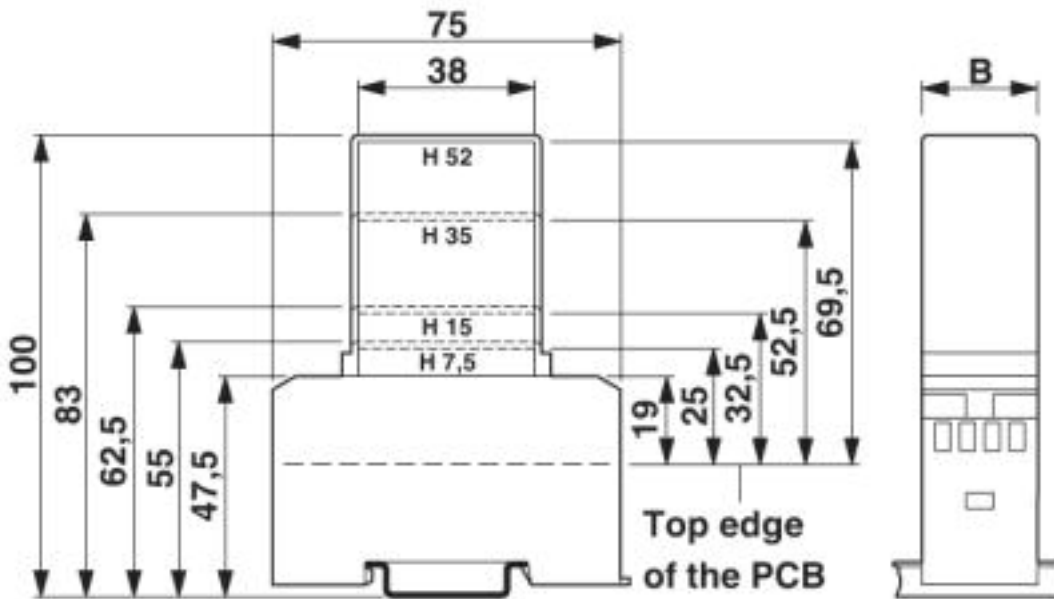
EMG-SGKS 10 - 2947585



Drawings

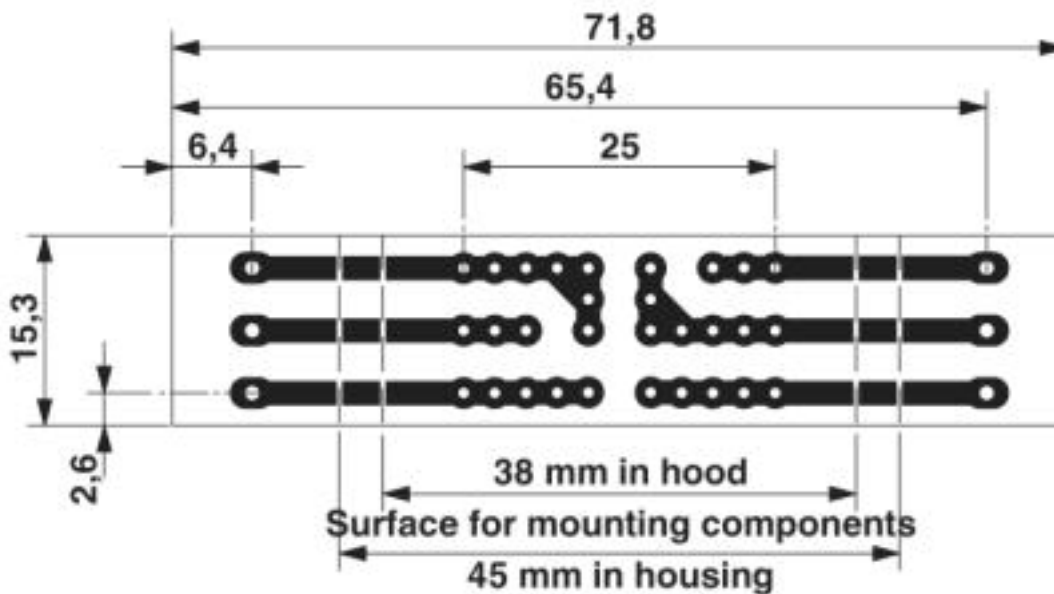
# Electronic housing - EMG 17-B3 - 2946081

Dimensioned drawing



1 = Top edge of the PCB B = Housing width

Dimensioned drawing



Pitch 5 mma = Area for mounting components, 38 mm in the hood  
Area for mounting components, 45 mm in the housing

© Phoenix Contact 2013 - all rights reserved  
<http://www.phoenixcontact.com>