

Electronic housing - CM125-LG/H 12,5/BO BK - 2942894

Please be informed that the data shown in this PDF Document is generated from our Online Catalog. Please find the complete data in the user's documentation. Our General Terms of Use for Downloads are valid (<http://download.phoenixcontact.com>)



Electronic module, for PCB insertion, with a 12.5 mm tall covering hood

The illustration shows versions
CM 125-LG/H 35/BO/DB/GH

Product Features

- Flexible accommodation of different connection elements (from high-position connectors to electronic PCBs)
- Easy snap-on mounting on symmetrical DIN rails according to EN 60715
- Rugged housing technology
- Shock and contamination-proof accommodation of electronic components

Key commercial data

package_quantity	5
GTIN	4017918080891

Technical data

General

Housing type	Complete housing
Housing material	Polycarbonate fiber reinforced
Color	black

Ambient conditions

Ambient temperature (operation)	-40 °C ... 125 °C
--	-------------------

Dimensions

Length	102 mm
Constructional height	115.5 mm
Width	125 mm

Technical data

Inflammability class according to UL 94	V0
Power dissipation at 20°C in the horizontal mounting position	69 W 89.7 W

classifications

eCl@ss

eCl@ss 4.0	27180401
-------------------	----------

Electronic housing - CM125-LG/H 12,5/BO BK - 2942894

classifications

eCl@ss

eCl@ss 4.1	27180401
eCl@ss 5.0	27180506
eCl@ss 5.1	27180506
eCl@ss 6.0	27180802
eCl@ss 7.0	27182702
eCl@ss 8.0	27182702

ETIM

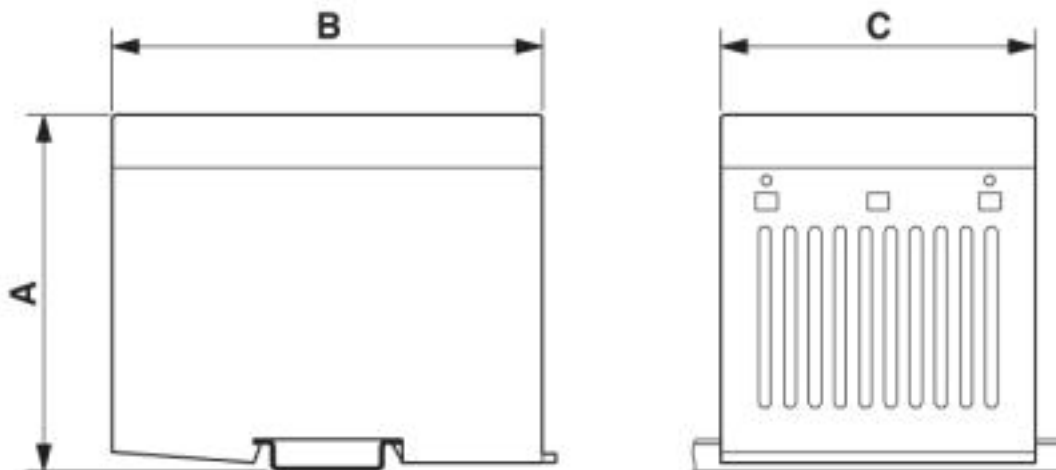
ETIM 2.0	EC001031
ETIM 3.0	EC001031
ETIM 4.0	EC001031
ETIM 5.0	EC001031

UNSPSC

UNSPSC 6.01	31261501
UNSPSC 7.0901	31261501
UNSPSC 11	31261501
UNSPSC 12.01	31261501
UNSPSC 13.2	31261501

Drawings

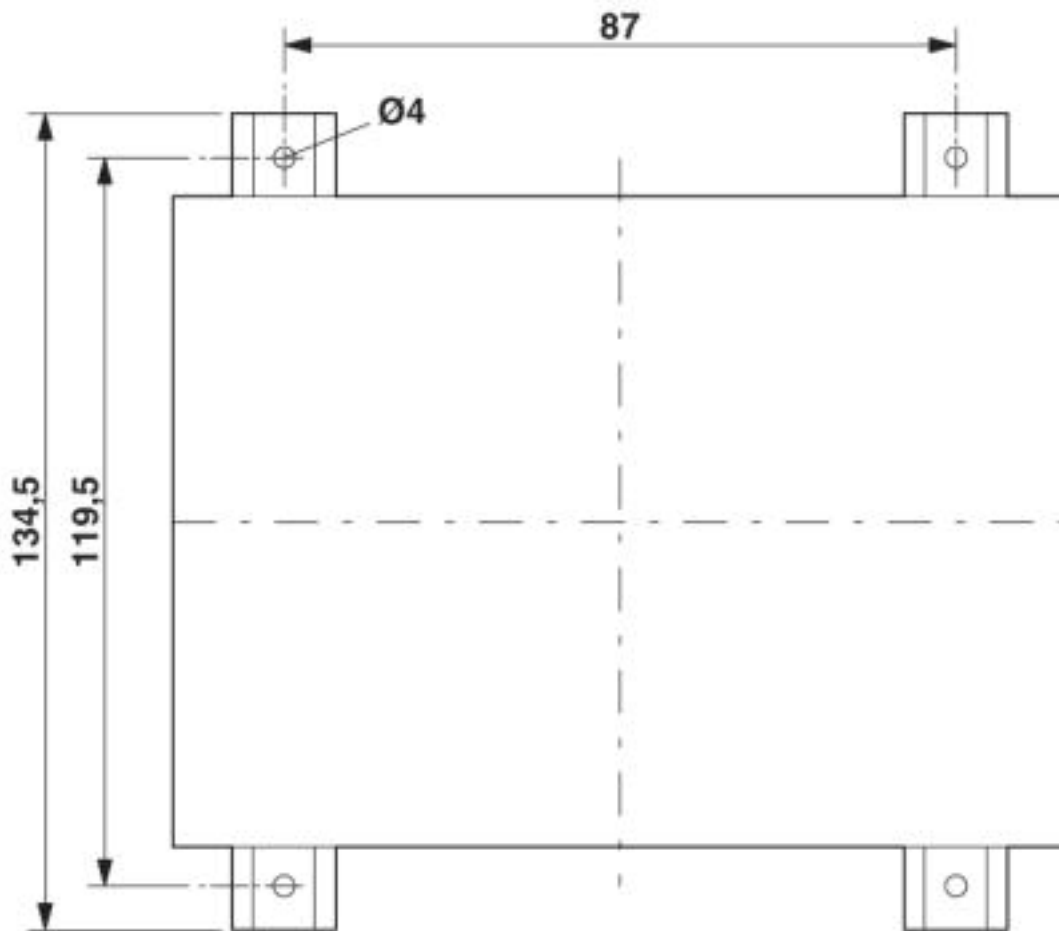
Dimensioned drawing



Dimension A: 115.5 mm; dimension B: 102 mm; dimension C: 125 mm

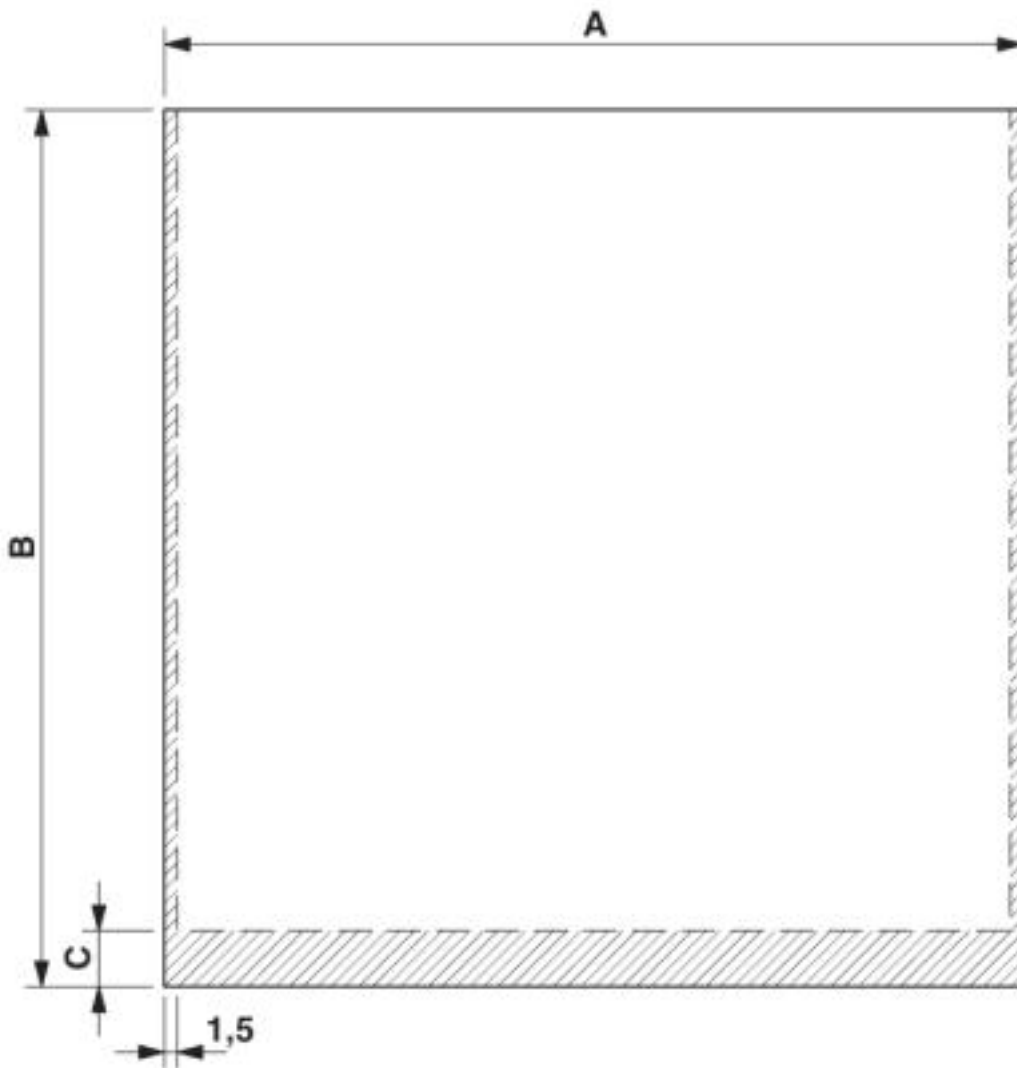
Electronic housing - CM125-LG/H 12,5/BO BK - 2942894

Dimensioned drawing



Electronic housing - CM125-LG/H 12,5/BO BK - 2942894

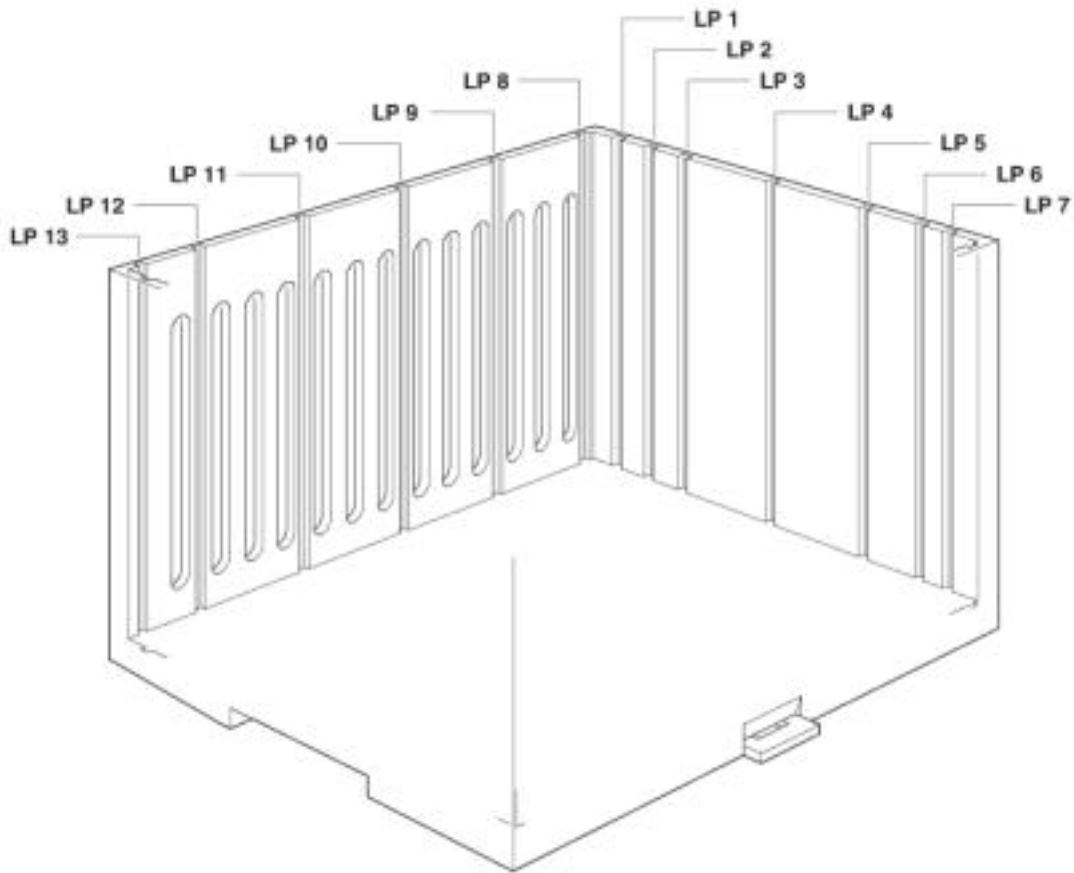
Dimensioned drawing



PCB 1, 7: Dimension A: 122.5 mm; B: 102.0 mm; C: 0 mm
PCB 8, 13: Dimension A: 100.0 mm; B: 102.0 mm; C: 6.5 mm
PCB 9-12: Dimension A: 100.0 mm; B: 102.0 mm; C: 0 mm

Electronic housing - CM125-LG/H 12,5/BO BK - 2942894

Schematic diagram



© Phoenix Contact 2013 - all rights reserved
<http://www.phoenixcontact.com>