

Electronic housing - ME MAX 45 G 2-2 KMGY - 2713719

Please be informed that the data shown in this PDF Document is generated from our Online Catalog. Please find the complete data in the user's documentation. Our General Terms of Use for Downloads are valid (<http://download.phoenixcontact.com>)



Electronic housing consisting of: Housing shells left and right, 2x front plate, 2x transparent cover, intermediate element, metal foot catch and spring, enclosed housing, 32-pos. (8 x 4 pos.), width: 45 mm, color: Light gray

The illustration shows the version ME MAX 45 2-2 KMGY (open housing) with DIN rail connector plugged in

Product Features

- DIN rail bus connector as an option
- Plug-in connection with screw, spring-cage or fast connection technology
- Labels for additional labeling as an option
- Large front surface for high-pos. plugs or operating and setting elements
- Large PCB surface despite compact housing dimensions
- The fitted cover is easy to adapt and print
- Easy module replacement without interrupting the contact chain
- Transparent front cover can be swiveled
- Functional earth ground contact as an option
- Fixed or plug-in connection technology can be combined on up to three connection levels, with different pitches

Key commercial data

package_quantity	10
GTIN	4017918917470

Technical data

General

Housing type	Complete housing
Housing material	Polyamide
Color	light gray

Ambient conditions

Ambient temperature (operation)	-40 °C ... 105 °C
---------------------------------	-------------------

Dimensions

Length	99 mm
Constructional height	114.5 mm
Width	45 mm

Technical data

Electronic housing - ME MAX 45 G 2-2 KMGY - 2713719

Technical data

Technical data

Inflammability class according to UL 94	V0
Power dissipation at 20°C in the horizontal mounting position	7.6 W 14.1 W
Number of positions	32

classifications

eCl@ss

eCl@ss 4.0	27180401
eCl@ss 4.1	27180401
eCl@ss 5.0	27180506
eCl@ss 5.1	27180506
eCl@ss 6.0	27180802
eCl@ss 7.0	27182702
eCl@ss 8.0	27182702

ETIM

ETIM 2.0	EC001031
ETIM 3.0	EC001031
ETIM 4.0	EC001031
ETIM 5.0	EC001031

UNSPSC

UNSPSC 6.01	31261501
UNSPSC 7.0901	31261501
UNSPSC 11	31261501
UNSPSC 12.01	31261501
UNSPSC 13.2	31261501

approvals

UL Recognized / cUL Recognized / cULus Recognized /

Approval details



Electronic housing - ME MAX 45 G 2-2 KMGY - 2713719

approvals

cULus Recognized  US

accessories

Printed circuit board terminal

MKDSO 2,5/4-6 SET KMGY - 2713751



Printed circuit board housing

MSTBO 2,5/4-6 ST SET KMGY - 2713764



Filler plug

ME MAX B-22,5 KMGY - 2707929



PCB

ME MAX LP SAMPLE MSTBO 2-2 - 2713777



Electronic housing - ME MAX 45 G 2-2 KMGY - 2713719

accessories

Ground contact

ME FE-CONTACT - 2908294



Device marking

BMKLT 41,5X12 WH - 0813815



DIN rail connector

ME 22,5 TBUS 1,5/ 5-ST-3,81 GN - 2707437



accessories

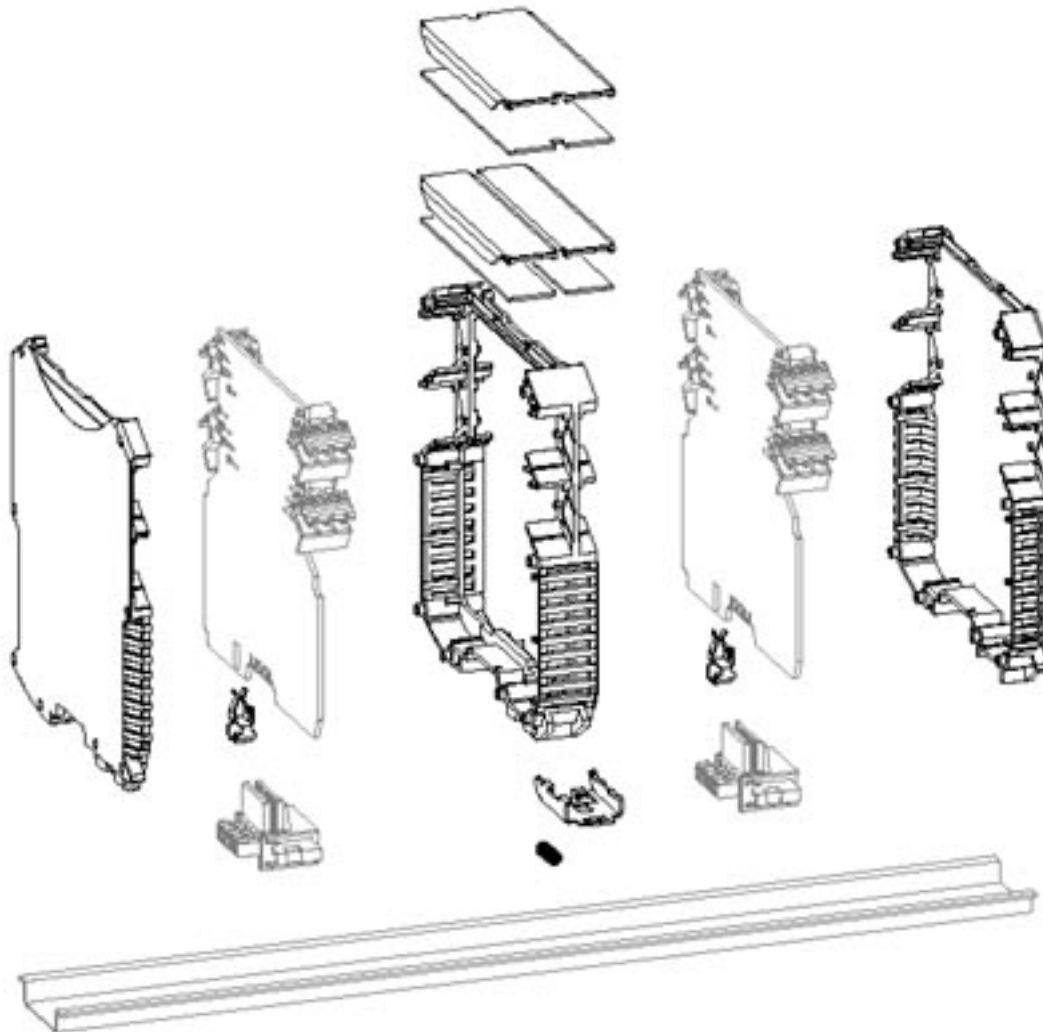
ME 22,5 TBUS 1,5/ 5-ST-3,81 KMGY - 2713722



ME MAX B-22,5 GN - 2707916

Electronic housing - ME MAX 45 G 2-2 KMGY - 2713719

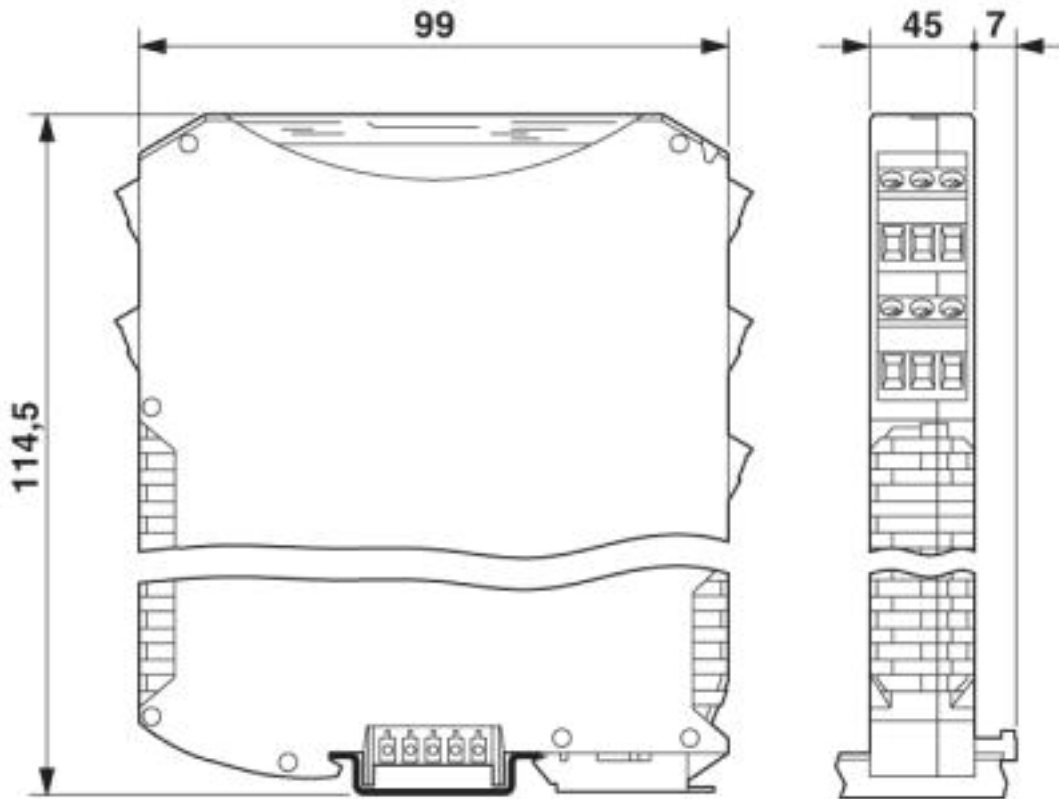
Explosion drawing



The illustration shows a version of the product (open housing) with accessories

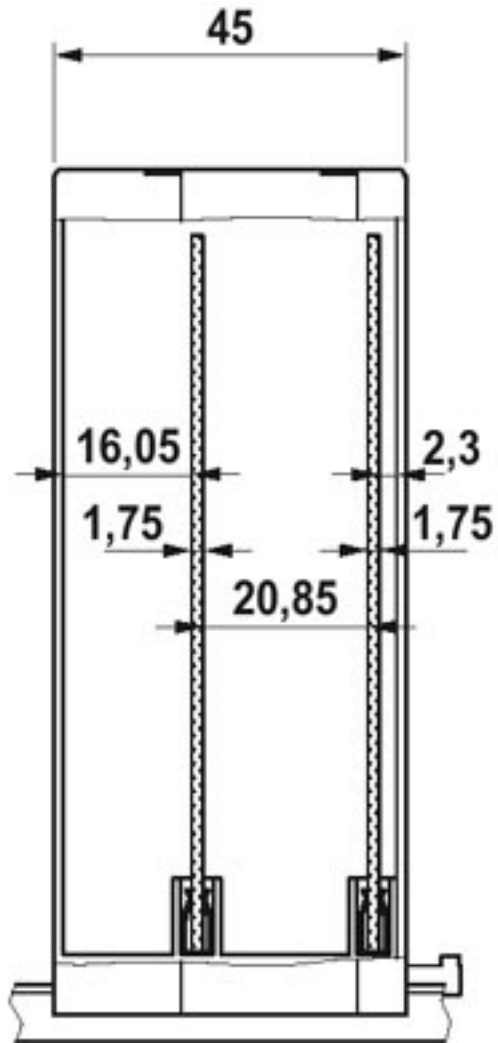
Electronic housing - ME MAX 45 G 2-2 KMGY - 2713719

Dimensioned drawing



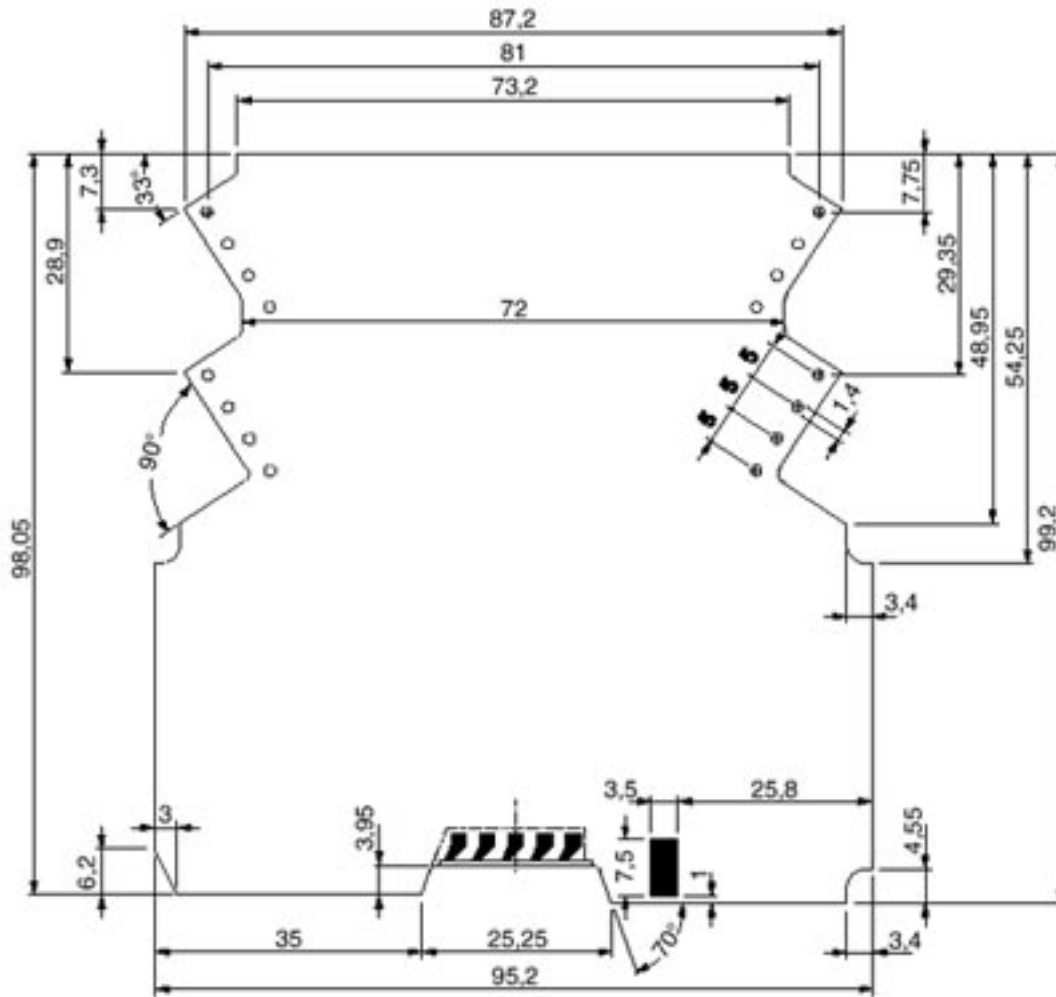
Electronic housing - ME MAX 45 G 2-2 KMGY - 2713719

Dimensioned drawing



Electronic housing - ME MAX 45 G 2-2 KMGY - 2713719

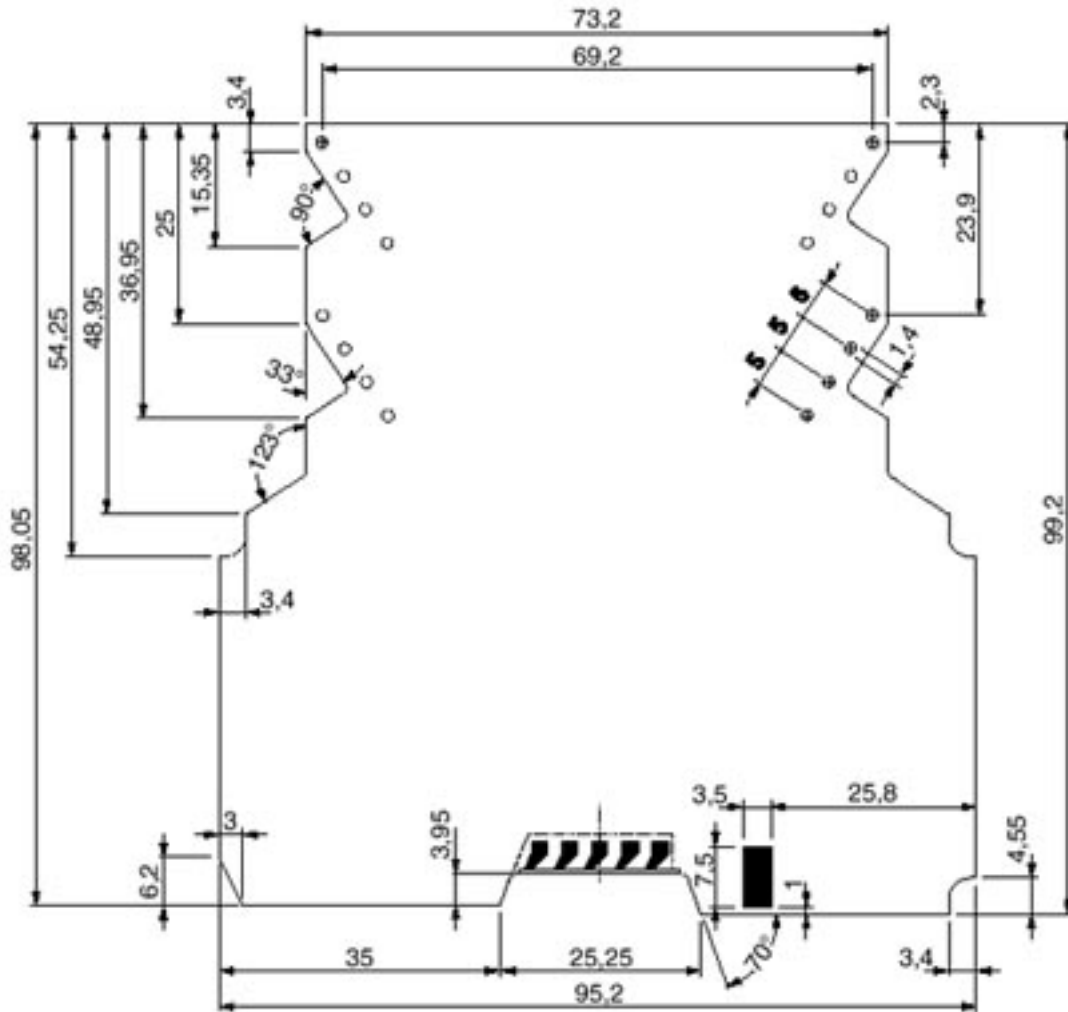
Dimensioned drawing



Dimensional drawing of the ME MAX 2-2 printed circuit board, for printed circuit terminal block connection (MKDSO), view: component side

Electronic housing - ME MAX 45 G 2-2 KMGY - 2713719

Dimensioned drawing



Dimensional drawing of the ME MAX 2-2 printed circuit board for plug connection (MSTBO), view: component side

© Phoenix Contact 2013 - all rights reserved
<http://www.phoenixcontact.com>