

## Power supply unit - UNO-PS/1AC/24DC/ 60W - 2902992

Please be informed that the data shown in this PDF Document is generated from our Online Catalog. Please find the complete data in the user's documentation. Our General Terms of Use for Downloads are valid (<http://download.phoenixcontact.com>)



Primary-switched UNO power supply for DIN rail mounting, input: single-phase, output: 24 V DC/60 W

### Product Description

UNO POWER power supplies – compact with basic functionality Thanks to their high power density, compact UNO POWER power supplies offer the ideal solution for loads up to 100 W, particularly in compact control boxes. Their high degree of efficiency and low idling losses ensure a high level of energy efficiency.

### Product Features

- Flexible mounting by simply snapping onto the DIN rail
- More space in the control cabinet with up to 20% higher power density
- Maximum energy efficiency, thanks to over 90% efficiency and extremely low idling losses under 0.3 W



### Key commercial data

<b>package_quantity</b>	1
<b>GTIN</b>	4046356729208

### Technical data

#### Dimensions

<b>Width</b>	35 mm
<b>Height</b>	90 mm
<b>Depth</b>	84 mm

#### Ambient conditions

<b>Degree of protection</b>	IP20
<b>Ambient temperature (operation)</b>	-25 °C ... 70 °C (> 55° C derating)
<b>Ambient temperature (storage/transport)</b>	-40 °C ... 85 °C
<b>Max. permissible relative humidity (operation)</b>	≤ 95 % (at 25 °C, no condensation)
<b>Noise immunity</b>	EN 61000-6-2:2005

#### Input data

<b>Nominal input voltage range</b>	100 V AC ... 240 V AC
<b>Input voltage range AC</b>	85 V AC ... 264 V AC
<b>AC frequency range</b>	45 Hz ... 65 Hz
<b>Current consumption</b>	1 A (120 V AC)

# Power supply unit - UNO-PS/1AC/24DC/ 60W - 2902992

## Technical data

### Input data

<b>Current consumption</b>	0.6 A (230 V AC)
<b>Inrush surge current</b>	< 30 A (typical)
<b>Power failure bypass</b>	> 20 ms (120 V AC)
<b>Power failure bypass</b>	> 85 ms (230 V AC)
<b>Input fuse</b>	2.5 A (slow-blow, internal)
<b>Choice of suitable fuses</b>	6 A ... 16 A (Characteristics B, C, D, K)
<b>Type of protection</b>	Transient surge protection
<b>Protective circuit/component</b>	Varistor

### Output data

<b>Nominal output voltage</b>	24 V DC $\pm 1\%$
<b>Output current</b>	2.5 A (-25°C ... 55°C)
<b>Derating</b>	55 °C ... 70 °C (2.5%/K)
<b>Connection in parallel</b>	Yes, for redundancy and increased capacity
<b>Connection in series</b>	Yes
<b>Control deviation</b>	< 1 % (change in load, static 10% ... 90%)
<b>Control deviation</b>	< 2 % (Dynamic load change 10% ... 90%, 10 Hz)
<b>Control deviation</b>	< 0.1 % (change in input voltage $\pm 10\%$ )
<b>Residual ripple</b>	< 30 mV <sub>PP</sub> (with nominal values)
<b>Maximum power dissipation NO-Load</b>	< 0.3 W
<b>Power loss nominal load max.</b>	< 7 W

### General

<b>Net weight</b>	0.2 kg
<b>Efficiency</b>	> 90 % (for 230 V AC and nominal values)
<b>Insulation voltage input/output</b>	4 kV AC (type test)
<b>Insulation voltage input/output</b>	3 kV AC (routine test)
<b>Protection class</b>	II (in an enclosed control cabinet)
<b>MTBF (IEC 61709, SN 29500)</b>	> 500000 h (According to EN 29500)
<b>Mounting position</b>	horizontal DIN rail NS 35, EN 60715
<b>Assembly instructions</b>	Alignable: 0 mm horizontally, 30 mm vertically
<b>Electromagnetic compatibility</b>	Conformance with EMC Directive 2004/108/EC
<b>Low Voltage Directive</b>	Conformance with LV directive 2006/95/EC
<b>Standard – Electrical equipment of machines</b>	EN 60204-1
<b>Standard - Electrical safety</b>	IEC 60950-1/VDE 0805 (SELV)
<b>Standard – Electronic equipment for use in electrical power installations and their assembly into electrical power installations</b>	EN 50178/VDE 0160 (PELV)
<b>Standard – Safety extra-low voltage</b>	IEC 60950-1 (SELV) and EN 60204 (PELV)
<b>Standard - Safe isolation</b>	DIN VDE 0100-410
<b>Standard – Protection against electric shock</b>	DIN 57100-410
<b>Standard – Limitation of mains harmonic currents</b>	EN 61000-3-2

# Power supply unit - UNO-PS/1AC/24DC/ 60W - 2902992

## Technical data

### General

Approval - requirement of the semiconductor industry with regard to mains voltage dips	EN 61000-4-11
Information technology equipment - safety (CB scheme)	CB Scheme
UL approvals	UL Listed UL 508
UL approvals	UL/C-UL Recognized UL 60950
UL approvals	NEC Class 2 as per UL 1310

### Connection data, input

Connection method	Screw connection
Conductor cross section solid min.	0.2 mm <sup>2</sup>
Conductor cross section solid max.	2.5 mm <sup>2</sup>
Conductor cross section stranded min.	0.2 mm <sup>2</sup>
Conductor cross section stranded max.	2.5 mm <sup>2</sup>
Conductor cross section AWG/kcmil min.	24
Conductor cross section AWG/kcmil max	14
Stripping length	8 mm
Screw thread	M3

### Connection data, output

Connection method	Screw connection
Conductor cross section solid min.	0.2 mm <sup>2</sup>
Conductor cross section solid max.	2.5 mm <sup>2</sup>
Conductor cross section stranded min.	0.2 mm <sup>2</sup>
Conductor cross section stranded max.	2.5 mm <sup>2</sup>
Conductor cross section AWG/kcmil min.	24
Conductor cross section AWG/kcmil max	14
Stripping length	6.5 mm

### Signaling

Output name	LED status indicator
-------------	----------------------

## classifications

### eCl@ss

eCl@ss 4.0	27040702
eCl@ss 4.1	27040702
eCl@ss 5.0	27049002
eCl@ss 5.1	27049002
eCl@ss 6.0	27049002
eCl@ss 7.0	27049002
eCl@ss 8.0	27049002

### ETIM

ETIM 3.0	EC001039
----------	----------

# Power supply unit - UNO-PS/1AC/24DC/ 60W - 2902992

## classifications

### ETIM

ETIM 4.0	EC000599
ETIM 5.0	EC002540





### UNSPSC

UNSPSC 6.01	30211502
UNSPSC 7.0901	39121004
UNSPSC 11	39121004
UNSPSC 12.01	39121004
UNSPSC 13.2	39121004

## approvals

UL Recognized / UL Listed / cUL Recognized / cUL Listed / cULus Recognized / cULus Listed /

### Approval details



## accessories

### Redundancy module

# Power supply unit - UNO-PS/1AC/24DC/ 60W - 2902992

accessories

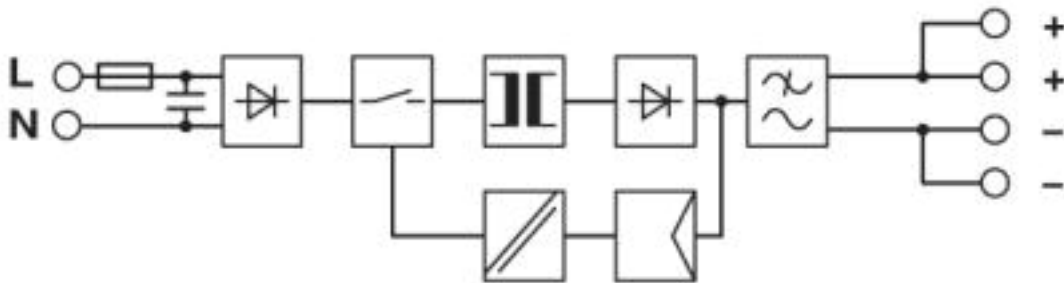
STEP-DIODE/5-24DC/2X5/1X10 - 2868606



---

## Drawings

Block diagram



© Phoenix Contact 2013 - all rights reserved  
<http://www.phoenixcontact.com>