

FERRITES


RIBBON CABLE SPLIT CORES (RFP)

FEATURES

This family of split suppression cores is used to attenuate irradiated or conducted EMI noises on ribbon cables.

Material: A5.

For performance and mechanical data on these parts please refer to the typical data.



Dimensions in mm.

Part Number	Dimensions					Impedance	
	A	B	C	D	E	25Mhz	100Mhz
RFP1-20-10-A5	38.00	26.60	10.00	6.35	0.80	45	107
RFP1-20-25-A5	38.00	26.60	25.40	6.35	0.80	105	175
RFP1-26-10-A5	45.00	34.40	10.00	6.35	0.80	41	98
RFP1-26-28-A5	45.00	34.40	28.50	6.35	0.80	102	189
RFP1-34-28-A5	55.10	43.70	28.50	6.35	0.80	80	181
RFP1-40-13-A5	63.50	52.00	13.00	6.35	0.80	45	114
RFP1-40-15-A5	63.50	52.00	15.00	6.35	0.80	50	124
RFP1-40-28-A5	63.50	52.00	28.50	6.35	0.80	77	172
RFP1-50-28-A5	76.20	65.30	28.50	6.35	0.80	70	198
RFP2-10-10-A5	16.50	12.50	10.25	2.00	0.60	31	75
RFP2-20-12-A5	32.00	27.00	12.00	2.10	0.40	30	87
RFP3-16-12-A5	25.00	1.00	10.25	2.80	1.10	28	90

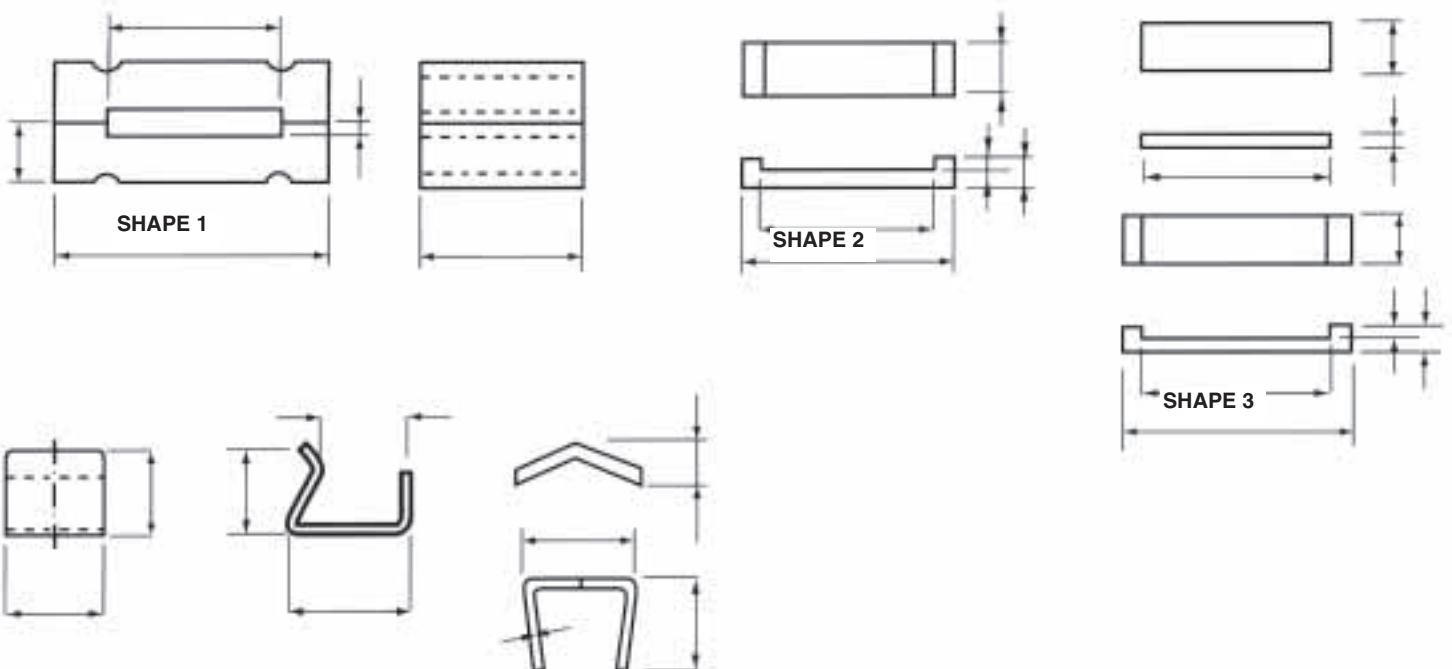
ORDERING CODE

RFP - 1 - 26 - 28 - A5
(1) (2) (3) (4) (5)

- (1) PART NO.
- (2) SHAPE
- (3) RIBBON CONDUCTOR NO.
(PITCH 1.27mm)
- (4) C DIM.
- (5) MATERIAL
- (6) LOCKING CLAMP: M=RMC-01
LOCKING SPRING: S=RMS-01

Other sizes are available upon request

Impedance figures are typical values.

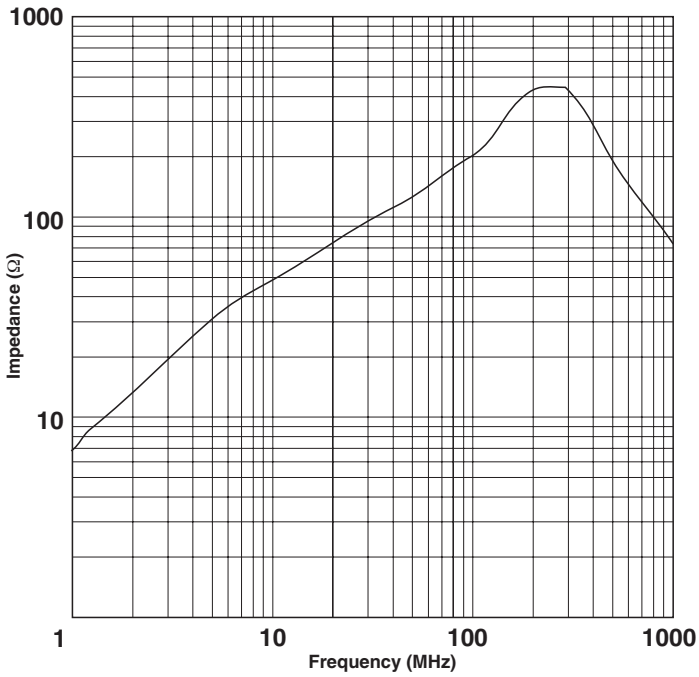


FERRITES

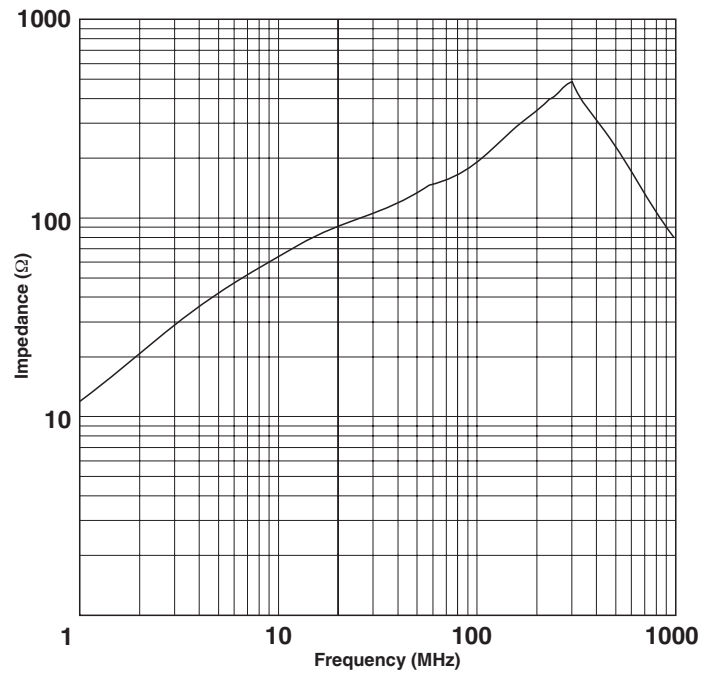
RIBBON CABLE SPLIT CORES (RFP)

TYPICAL DATA

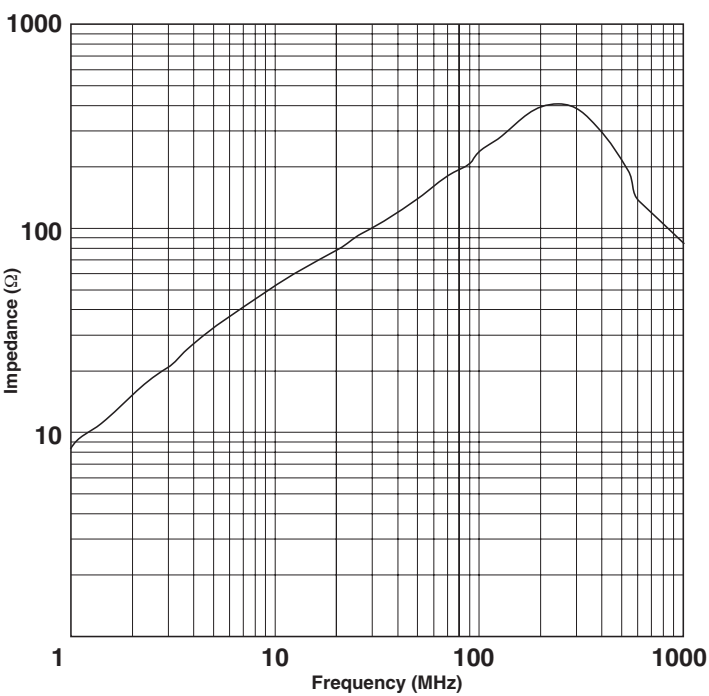
RFP1-20-25



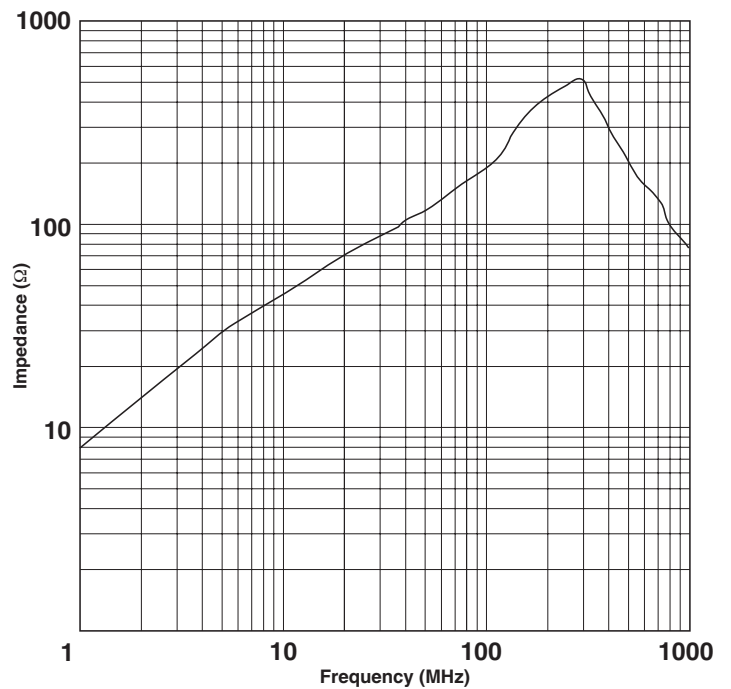
RFP1-26-28



RFP1-34-28



RFP1-40-28



All dimensions shown are standard.
However, other variations can be made
upon individual customer request.