

Miniature PCB Relay PCJ

- 1 pole 3 / 5 A, 1 NO contact
- Sensitive coil 200 mW
- 8 mm creepage / clearance
- Version for 105°C
- WG version: Product in accordance to IEC60335-1
- RoHS compliant (Directive 2002/95/EC) as per product date code 0424

Applications

Domestic appliances



F0276-A

Approvals

3 A versions: REG.-Nr. 122301 ÜG, 5 A versions pending; E82292
 Technical data of approved types on request

Contact data

Contact configuration	1 NO	
Contact set	single contact	
Type of interruption	micro disconnection	
Rated current	3 A	5 A
Rated voltage / max.switching voltage AC	240/400 VAC	
Maximum breaking capacity AC	750 VA	1250 VA
Contact material	AgNi	AgSnOInO
Mechanical endurance	10x10 ⁶ cycles	
Rated frequency of operation with / without load	30 / 300 min ⁻¹	

Contact ratings

Type	Load	Cycles
AgNi	3 A, 240 VAC, 90°C	1x10 ⁵
AgSnOInO	5 A, 240 VAC, 85°C	1x10 ⁵
AgSnOInO	3 A, 240 VAC, 105°C	1x10 ⁵

Coil data

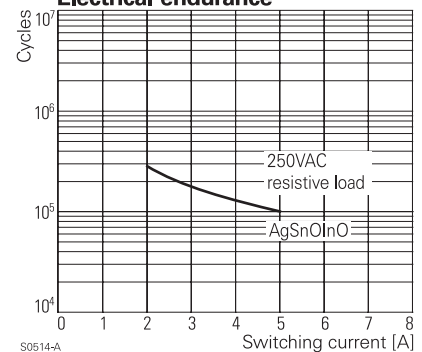
Rated coil voltage range DC coil	3...24 VDC	
Coil power DC coil	typ. 200 mW	
Operative range	2	
Coil insulation system according UL1446	A	F

Coil versions, DC-coil

Coil code	Rated voltage VDC	Operate voltage VDC	Release voltage VDC	Coil resistance Ohm	Rated coil power mW
03	3	2.25	0.15	45±10%	200
05	5	3.75	0.25	125±10%	200
06	6	4.5	0.3	180±10%	200
09	9	6.75	0.45	405±10%	200
12	12	9	0.6	720±10%	200
24	24	18	1.2	2880±10%	200

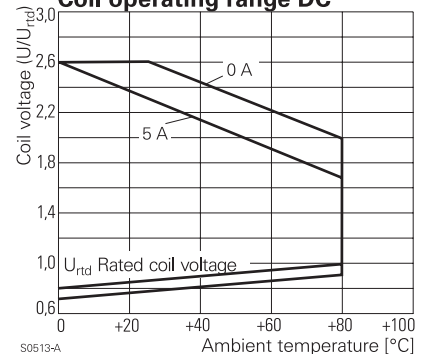
All figures are given for coil without preenergization, at ambient temperature +23°C
 Other coil voltages on request

Electrical endurance



S0514-A

Coil operating range DC



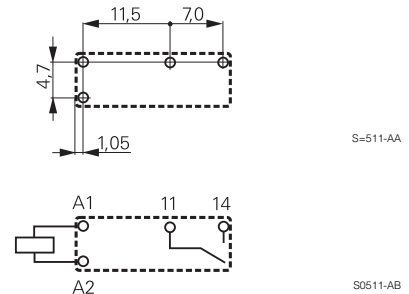
S0513-A

Insulation	
Dielectric strength coil-contact circuit	4000 V _{rms}
open contact circuit	750 V _{rms}
Clearance / creepage coil-contact circuit	≥ 8 / 8 mm
Material group of insulation parts	≥ IIIa
Insulation to IEC 60664-1	
Type of insulation coil-contact circuit	reinforced
open contact circuit	functional
Rated insulation voltage	250 V
Pollution degree	3
Rated voltage system	230/400 V
Overvoltage category	III

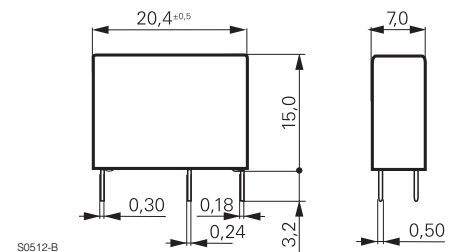
Other data	
RoHS - Directive 2002/95/EC	compliant as per product date code 0424
Flammability class according to UL94	V-0
For WG version: GWF1 to IEC 60695-2-12	850°C (WG version)
GWT to IEC 60695-2-13	750°C (WG version)
Ambient temperature range	-40...+90 (105) °C
Operate- / release time	10 / 4 ms
Vibration resistance (function) NO / NC contact	>10 g
Shock resistance (function) NO / NC contact	>10 g
Shock resistance (destruction)	>100 g
Category of protection	RTII - flux proof / RTIII - wash tight
Resistance to soldering heat flux-proof version	270°C / 10 s
wash-tight version	260°C / 5 s
Relay weight	4 g
Packaging unit	100 pcs

PCB layout / terminal assignment

Bottom view on solder pins



Dimensions



Product key



Type		
Version		
1	single contact	
Coil	Coil code: please refer to coil versions table	
Coil power		
D	standard 200 mW	
Contact material		
2	AgSnOInO, 5 A, Class F	3 AgNi, 3 A, Class A
Contact configuration		
M	1 NO contact	
Enclosure		
Blank	flux proof	
H	wash tight	
Special		
Blank	standard version	
WG	Product in accordance with IEC 60335-1 (domestic appliances)	

Other types on request

Product key	Version	Contacts	Contact material	Coil	Part number
PCJ-105D3M	flux proof	1 NO contact	AgNi	5 VDC	0-1721081-2
PCJ-109D3M		3 A	Class A	9 VDC	0-1721081-4
PCJ-112D3M				12 VDC	0-1721081-5
PCJ-124D3M				24 VDC	0-1721081-7
PCJ-105D3MH	wash tight			5 VDC	0-1721081-9
PCJ-109D3MH				9 VDC	1-1721081-1
PCJ-112D3MH				12 VDC	1-1721081-2
PCJ-124D3MH				24 VDC	1-1721081-4
PCJ-105D2M-WG	flux proof	1 NO contact	AgSnOInO	5 VDC	0-1721348-2
PCJ-109D2M-WG		5 A	Class F	9 VDC	0-1721348-4
PCJ-112D2M-WG				12 VDC	0-1721348-5
PCJ-124D2M-WG				24 VDC	0-1721348-7
PCJ-105D2MH-WG	wash tight			5 VDC	0-1721348-9
PCJ-109D2MH-WG				9 VDC	1-1721348-1
PCJ-112D2MH-WG				12 VDC	1-1721348-2
PCJ-124D2MH-WG				24 VDC	1-1721348-4