

Relay Module - PLC-RSC-230UC/21AU - 2966294

Please be informed that the data shown in this PDF Document is generated from our Online Catalog. Please find the complete data in the user's documentation. Our General Terms of Use for Downloads are valid (<http://download.phoenixcontact.com>)



PLC relay, consisting of base terminal block PLC-BSC.../21 with screw connection and pluggable miniature relay with multi-layer contact, for assembly on DIN rail NS 35/7.5, 1 PDT, input voltage 230 V AC / 220 V DC

The illustration shows the version PLC-RSC-24DC/21

Product Features

- Narrow design
- Efficient connection to system cabling using V8 adapter
- RT III sealed relay
- Safe isolation according to DIN EN 50178 between coil and contact
- Functional plug-in bridges
- Integrated input circuit and interference suppression circuit



Key commercial data

package_quantity	10
GTIN	4017918130787

Technical data

Note:

Utilization restriction	EMC: class A product, see manufacturer's declaration in the download area
--------------------------------	---

Dimensions

Width	6.2 mm
Height	80 mm
Depth	94 mm

Ambient conditions

Ambient temperature (operation)	-40 °C ... 55 °C
Ambient temperature (storage/transport)	-40 °C ... 85 °C

Coil side

Nominal input voltage U_N	230 V AC (220 V DC)
Nominal input voltage U_N	220 V DC
Nominal input current at U_{IN}	3.2 mA (at $U_N = 230$ V AC)

Relay Module - PLC-RSC-230UC/21AU - 2966294

Technical data

Coil side

Nominal input current at U_{IN}	3 mA (at $U_N = 220$ V DC)
Typical response time	7 ms
Typical release time	15 ms
Operating voltage display	Yellow LED
Protective circuit	Bridge rectifier Bridge rectifier

Contact side

Contact type	1 PDT
Contact material	AgSnO, hard gold-plated
Maximum switching voltage	30 V AC
Maximum switching voltage	36 V DC
Minimum switching voltage	100 mV (at 10 mA)
Maximum inrush current	50 mA
Min. switching current	1 mA (at 24 V)
Limiting continuous current	50 mA
Interrupting rating (ohmic load) max.	1.2 W (at 24 V DC)
Note	the following values are applicable if a gold layer is destroyed
Maximum switching voltage	250 V AC/DC
Minimum switching voltage	5 V (at 100 mA)
Limiting continuous current	6 A
Min. switching current	10 mA (at 12 V)
Interrupting rating (ohmic load) max.	140 W (at 24 V DC)
Interrupting rating (ohmic load) max.	20 W (at 48 V DC)
Interrupting rating (ohmic load) max.	18 W (at 60 V DC)
Interrupting rating (ohmic load) max.	23 W (at 110 V DC)
Interrupting rating (ohmic load) max.	40 W (at 220 V DC)
Interrupting rating (ohmic load) max.	1500 VA (for 250 V AC)

General

Test voltage relay winding/relay contact	4 kV AC (50 Hz, 1 min.)
Operating mode	100% operating factor
Mechanical service life	2×10^7 cycles
Inflammability class according to UL 94	V0
Name	Standards/regulations
Standards/regulations	IEC 60664
Standards/regulations	EN 50178
Standards/regulations	IEC 62103
Pollution degree	3
Surge voltage category	III
Mounting position	Any
Assembly instructions	In rows with zero spacing

Connection data

Relay Module - PLC-RSC-230UC/21AU - 2966294

Technical data

Connection data

Connection method	Screw connection
Conductor cross section solid min.	0.14 mm ²
Conductor cross section solid max.	2.5 mm ²
Conductor cross section stranded min.	0.14 mm ²
Conductor cross section stranded max.	2.5 mm ²
Conductor cross section AWG/kcmil min.	26
Conductor cross section AWG/kcmil max	14
Stripping length	8 mm
Screw thread	M3

classifications

eCl@ss

eCl@ss 4.0	27371102
eCl@ss 4.1	27371102
eCl@ss 5.0	27371001
eCl@ss 5.1	27371001
eCl@ss 6.0	27371001
eCl@ss 7.0	27371001
eCl@ss 8.0	27371001

ETIM

ETIM 2.0	EC000196
ETIM 3.0	EC000196
ETIM 4.0	EC000196
ETIM 5.0	EC000196

UNSPSC

UNSPSC 6.01	30211916
UNSPSC 7.0901	39121515
UNSPSC 11	39121515
UNSPSC 12.01	39121515
UNSPSC 13.2	39121515

approvals







UL Recognized / UL Listed / cUL Recognized / GOST / cUL Listed / GL / UL Listed / cUL Listed / cULus Recognized / cULus Listed /

Approval details



Relay Module - PLC-RSC-230UC/21AU - 2966294

approvals



accessories

Mounting rail

NS 35/ 7,5 V2A UNPERF 2000MM - 0801377



Relay Module - PLC-RSC-230UC/21AU - 2966294

accessories

NS 35/ 7,5 PERF 2000MM - 0801733



NS 35/ 7,5 CU UNPERF 2000MM - 0801762



NS 35/15 UNPERF 2000MM - 1201714



NS 35/15 CU UNPERF 2000MM - 1201895



NS 35/15-2,3 UNPERF 2000MM - 1201798



Relay Module - PLC-RSC-230UC/21AU - 2966294

accessories

NS 35/15 AL UNPERF 2000MM - 1201756



NS 35/15 PERF 2000MM - 1201730



NS 35/ 7,5 UNPERF 2000MM - 0801681



Power module

PLC-ESK GY - 2966508



Partition plate

PLC-ATP BK - 2966841



Screwdriver tools

Relay Module - PLC-RSC-230UC/21AU - 2966294

accessories

SZF 1-0,6X3,5 - 1204517



Controller board

PLC-V8/FLK14/IN - 2296553



PLC-V8/FLK14/IN/M - 2304115



PLC-V8/D15B/IN - 2296087



Interface module

PLC-V8/D15S/IN - 2296074



Terminal marking

Relay Module - PLC-RSC-230UC/21AU - 2966294

accessories

ZB 6:UNBEDRUCKT - 1051003



ZB 6/WH-100:UNBEDRUCKT - 5060935



Labeled terminal marker

ZB 6,LGS:FORTL.ZAHLEN - 1051016



Bridge

FBST 500-PLC RD - 2966786



FBST 500-PLC BU - 2966692



Relay Module - PLC-RSC-230UC/21AU - 2966294

accessories

FBST 500-PLC GY - 2966838



FBST 6-PLC RD - 2966236



FBST 6-PLC BU - 2966812



FBST 6-PLC GY - 2966825



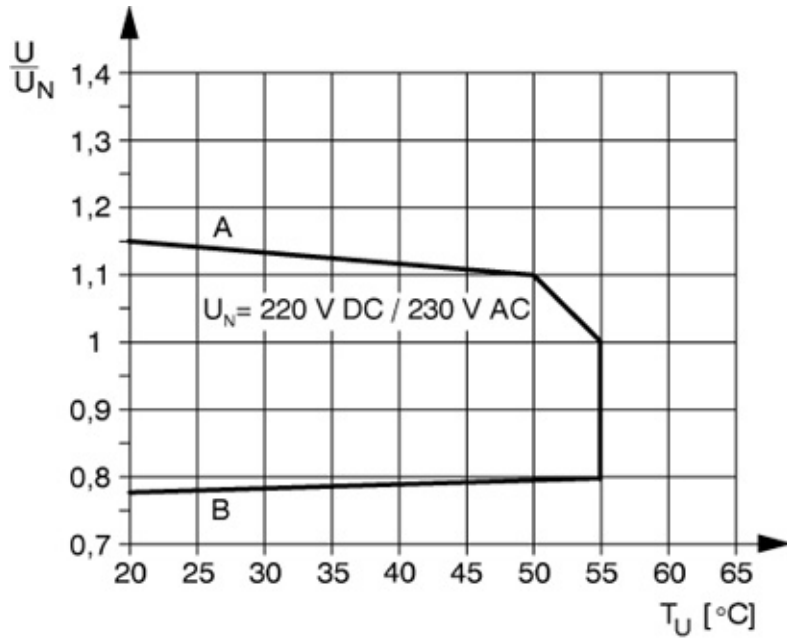
FBST 8-PLC GY - 2967688



Drawings

Relay Module - PLC-RSC-230UC/21AU - 2966294

Diagram



Curve A Maximum permissible continuous voltage U_{\max} with limiting continuous current on the contact side (see relevant technical data)
Curve B Minimum permissible operate voltage U_{op} after pre-excitation (see relevant technical data)

Relay Module - PLC-RSC-230UC/21AU - 2966294

Circuit diagram

