


59065 & 59070 Threaded Barrel Features and Benefits



Features

- 2 part magnetically operated proximity sensor
- Threaded barrel with retaining nuts
- Available as M8 (57070/59070) or 5/16 (57065/59065) size options
- Customer defined sensitivity
- Choice of cable length and connector

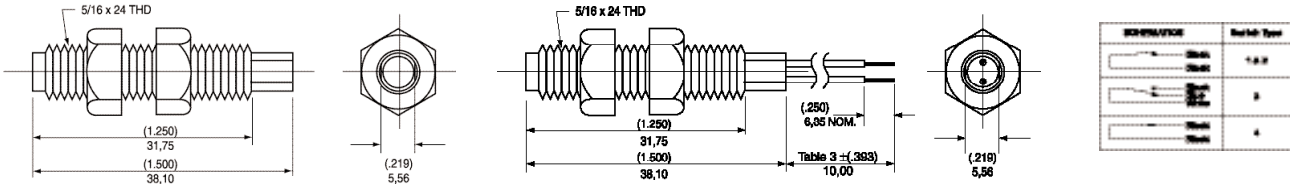
Benefits

- Simple installation and adjustment using supplied retaining nuts
- No standby power requirement
- Operates through non-ferrous materials such as wood, plastic or aluminium
- Simple installation and adjustment

Applications

- Position and limit sensing
- Security system switch
- Linear actuators
- Industrial process control

DIMENSIONS (in) mm



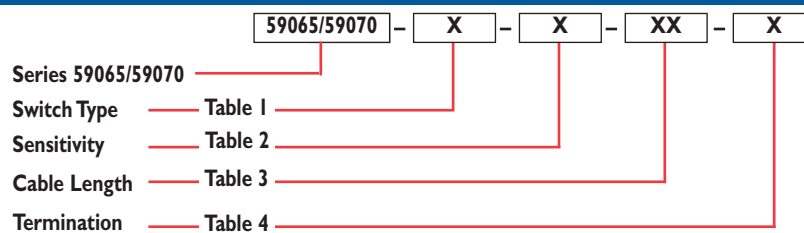
CUSTOMER OPTIONS - Switching Specifications

TABLE 1			Normally Open	Normally Open High Voltage	Change Over	Normally Closed
Contact Type			1	2	3	4
Switch Type						
Voltage	Power	Watt - max.	10	10	5	5
	Switching	Vdc - max.	200	300	175	175
Current	Breakdown	Vdc - min.	250	450	200	200
	Switching	A - max.	0.5	0.5	0.25	0.25
Resistance	Carry	A - max.	1.2	1.5	1.5	1.5
	Contact, Initial	Ω - max.	0.2	0.2	0.2	0.2
Capacitance	Insulation	Ω - min.	10 ¹⁰	10 ¹⁰	10 ⁷	10 ⁷
	Contact	pF - typ.	0.3	0.2	0.3	0.3
Temperature	Operating	°C	-40 to +105	-20 to +105	-40 to +105	-40 to +105
	Storage	°C	-65 to +105	-65 to +105	-65 to +105	-65 to +105
Time	Operate	ms - max.	1.0	1.0	3.0	3.0
	Release	ms - max.	1.0	1.0	3.0	3.0
Shock	1 ms 1/2 sine	G - max.	100	100	50	50
Vibration	50-2000 Hz	G - max.	30	30	30	30

CUSTOMER OPTIONS - Sensitivity, Cable Length and Termination Specification

TABLE 2								TABLE 3		TABLE 4	
Sensitivity Options:- Activate Distances are approximate using Hamlin 57065/57070 actuator as illustrated Switch AT before modification								Cable Type:- 24 AWG 7/32 PVC 105°C UL1430/UL1569		Termination Options:-	
								Standard Lengths		(2 WIRE VERSIONS ILLUSTRATED)	
Select Option		S		T		U		SELECT OPTION	CABLE LENGTH (in) mm	SELECT OPTION	DESCRIPTION
Switch Type		Pull In AT Range	Activate Distance d (in) mm	Pull In AT Range	Activate Distance d (in) mm	Pull In AT Range	Activate Distance d (in) mm				
1	Normally Open	12-18	(.197)	17-23	(.276)	22-28	(.236)	01	(3,94) 100	A	Tinned leads
2	High Voltage		9,0		7,0		6,0	02	(11,81) 300	B	Crimped terminals
3	Change Over		(.295)		(.236)		(.197)	03	(19,69) 500	C	6.35mm fastons
4	Normally Closed	15-20	7,5	20-25	6,0	25-30	5,0	04	(29,53) 750	D	AMP MTE 2.54mm pitch
								05	(39,37) 1000	E	JST XHP 2.5mm pitch

ORDERING INFORMATION



Hamlin USA Tel: +1 920 648 3000 • Fax: +1 920 648 3001 • Email: sales.us@hamlin.com
Hamlin UK Tel: +44 (0)1379 649700 • Fax: +44 (0)1379 649702 • Email: sales.uk@hamlin.com
Hamlin Germany Tel: +49 (0) 6181 953660 • Fax: +49 (0) 6181 953666 • Email: sales.de@hamlin.com
Hamletrol France Tel: +33 (0) 1 4687 0202 • Fax: +33 (0) 1 4686 6786 • Email: sales.fr@hamlin.com

DETAILS PROVIDED ON THIS DATA SHEET ARE PROVIDED FOR INFORMATION PURPOSES ONLY AND SHOULD NOT BE RELIED UPON AS BEING ACCURATE FOR ANY PARTICULAR PURPOSE. Product performance may be affected by the application to which the product is put. Upon request, HAMLIN will assist purchasers by providing information specific to any particular application. HAMLIN disclaims any and all liability whatsoever for any purchaser's reliance upon the information contained on this data sheet without further consultation with authorised representatives of HAMLIN.