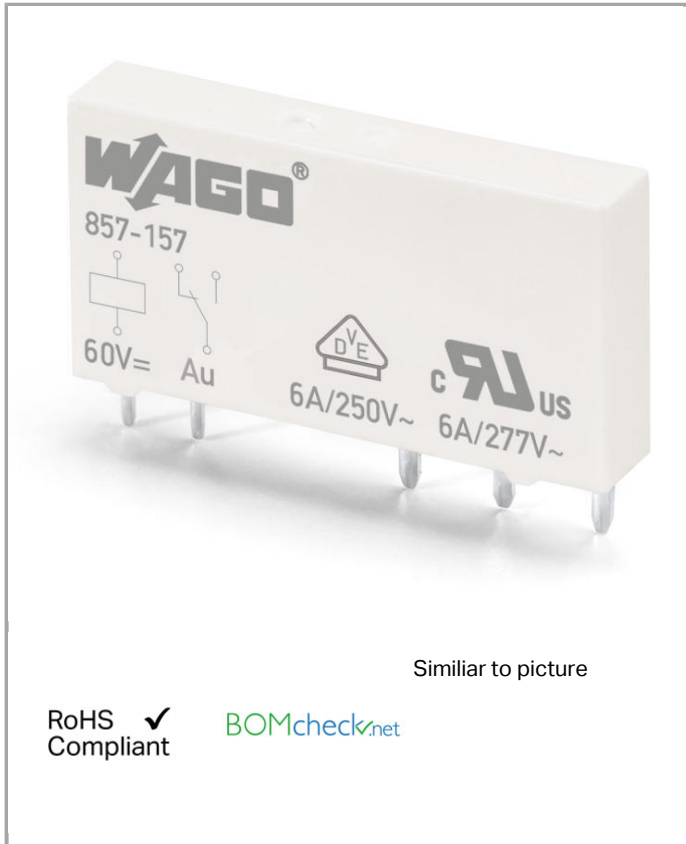


Data sheet | Item number: 857-157

Basic relay; Nominal input voltage: 60 VDC; 1 changeover contact; Limiting continuous current: 6 A; with gold contacts; Module width: 5 mm; Module height: 15 mm

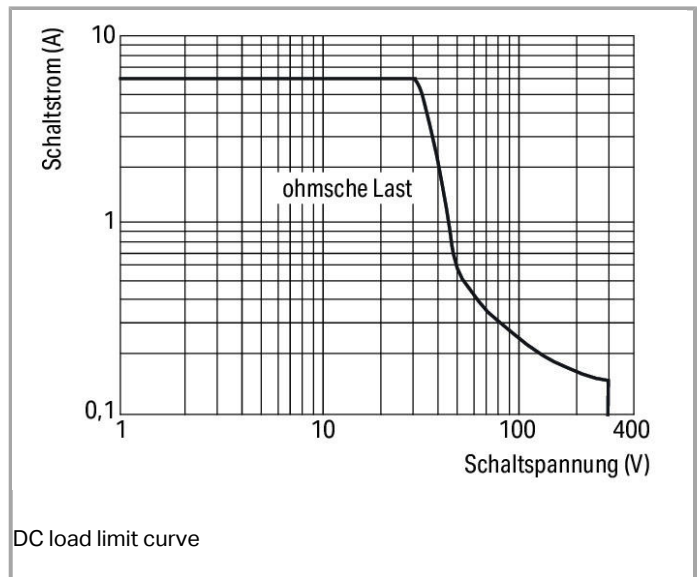
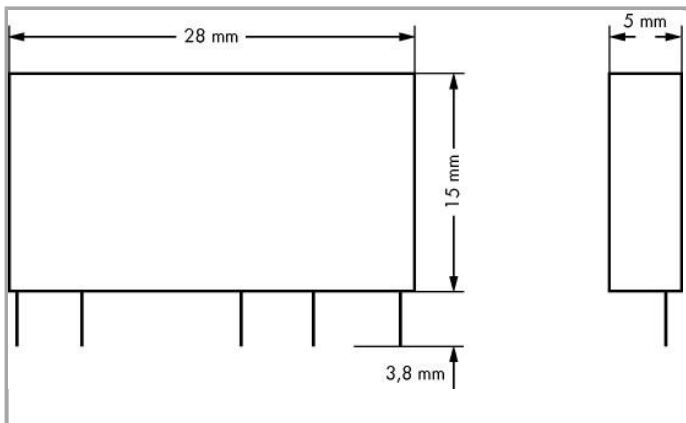
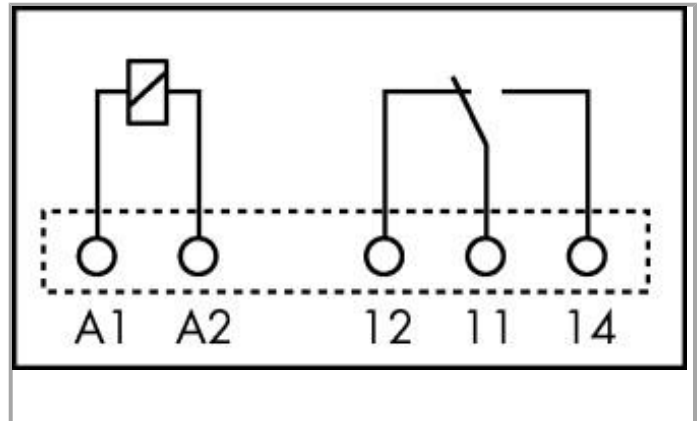


www.wago.com/857-157



Similar to picture

RoHS Compliant



DC load limit curve

Item description

Note:

- The 60 VDC spare relays must be used for 60 VDC, 110 VDC, 220 VDC and 115 VAC/DC, 230 VAC/DC relay modules.
- Inductive loads have to be attenuated by an appropriate protective circuit in order to protect relay coils and contacts.
- In the case of gold-plated elementary relays switching voltages of 30 VDC and currents of 50 mA should not be exceeded. Higher switching power eventually evaporates the gold layer. The resulting deposits in the housing may reduce the service life.

Data**Technical Data****Control circuit**

Nominal input voltage U_N	60 VDC
-----------------------------	--------

Load circuit:

Number of changeover/switchover contacts	1
Contact material (relay)	AgNi + Au
Limiting continuous current	6 A
Max. make current (resistive)	0.02 s 20 A (AC)
Max. switching voltage	250 VAC
Max. switching power (resistive)	1500 VAAC; DC see load limit curve
Switching capacity	AC-15: 3 A / 250 VAC; DC-13: 2 A / 24 VDC
Recommended minimum load	1 V / 1 mA / 1 mW
Pull-in time (typ.)	8 ms
Drop-out time (typ.)	4 ms
Electrical life (N.O.; resistive load; 23 °C)	50×10^3 switching operations
Mechanical life (N.O.; resistive load; 23 °C)	5×10^6 switching operations
Max. switching load with load/without load	$6 \text{ min}^{-1} / 180 \text{ min}^{-1}$

Safety and protection:

Dielectric strength, control/load circuit (AC, 1 min)	$4 \text{ kV}_{\text{rms}}$
Dielectric strength, control/load circuit (AC, 1 min)	$4 \text{ kV}_{\text{rms}}$
Dielectric strength open contact (AC, 1 min)	$1 \text{ kV}_{\text{rms}}$
Dielectric strength open contact (AC, 1 min)	$1 \text{ kV}_{\text{rms}}$
Degree of protection	IP20

Geometrical Data

Width	5 mm / 0.197 inch
Height from the surface	15 mm / 0.591 inch

Depth	28 mm / 1.09 inch
-------	-------------------

Mechanical data

Type of mounting	Pluggable module
------------------	------------------

Material Data

Fire load	0.072 MJ
Weight	4.7 g

Environmental Requirements

Surrounding air (operating) temperature at U_N	-40 ... 85 °C
Surrounding air (storage) temperature	-40 ... 85 °C

Standards and specifications

Standards/specifications	EN 61810-1, EN 61373; VDE, UREN 61810-1, EN 61373; VDE, UR
--------------------------	--

Commercial data


Country of origin	DE
GTIN	4045454551032
Customs Tariff No.	85364900990
Product Group	6 (Interface Electronics)

Approvals / Certificates

Country specific Approvals

Logo	Approval	Certificate name
	VDE VDE Prüf- und Zertifizierungsinstitut	40031045
	VDE VDE Prüf- und Zertifizierungsinstitut	40031045

UL-Approvals

Logo	Approval	Certificate name
	UL Underwriters Laboratories Inc.	E340707 (ORDINARY LOCATIONS)

Compatible products

General accessories



Item no.: 857-107

Socket without relay; AC/DC 120 V

www.wago.com/857-107



Item no.: 857-108

Socket without relay; 230 VAC/VDC

www.wago.com/857-108

Downloads

Documentation

Bid Text

857-157 Zubehör Serie 857	Mar 9, 2016	DOC 23.6 kB	Download
------------------------------	-------------	----------------	----------

Additional Information

Disposal; Electrical and electronic equipment, Packaging	Oct 15, 2018	265.8 kB	Download
--	--------------	----------	----------

Device Files

Device Driver

WAGO 857 Series Device DTM	1.02.0007 Feb 29, 2012	ZIP 4.6 MB	Download
WAGO USB Service Cable Driver / 750 and 857 Series	6.5.3.0 Sep 10, 2014	ZIP 4.8 MB	Download
WAGO Service Interface DTM / 767 and 857 Series (for communication with 857 + 767 Series)	3.2.2.26 Jul 30, 2013	EXE 1.5 MB	Download

Subject to changes.

WAGO Kontakttechnik GmbH & Co. KG
Hansastr. 27
32423 Minden
Phone: +49571 887-0 | Fax: +49571 887-169
Email: info.de@wago.com | Web: www.wago.com

Do you have any questions about our products?
We are always happy to take your call at +49 (571) 887-44222.