

MCZ SERIES MCZ R 24VUC

Weidmüller Interface GmbH & Co. KG
 Klingenbergstraße 16
 D-32758 Detmold
 Germany
 Fon: +49 5231 14-0
 Fax: +49 5231 14-292083
 www.weidmueller.com



The MCZ R relay couplers, with a width of only 6 mm, are the thinnest in their class.

They are distinguished by the following features:

- Tension clamp connection
- Integrated cross-connection in input/output.
Clampable conductor cross-section is 0.5 to 1.5 mm²

General ordering data

Order No.	8390590000
Type	MCZ R 24VUC
Version	MCZ SERIES, Relays, No. of contacts: 1, CO contact, AgSnO ₂ , Rated control voltage: 24 V UC ±10 %, Continuous current: 6 A, Tension clamp connection
GTIN (EAN)	4008190213060
Qty.	10 pc(s).

MCZ SERIES
MCZ R 24VUC

Weidmüller Interface GmbH & Co. KG
 Klingenbergstraße 16
 D-32758 Detmold
 Germany
 Fon: +49 5231 14-0
 Fax: +49 5231 14-292083
 www.weidmueller.com

Technical data
Ratings

Conductor connection system	Tension clamp connection	Humidity	40 °C / 93 % rel. humidity, no condensation
Open sides	right	Wire cross-section, solid, max.	1.5 mm ²

Dimensions and weights

Width	6 mm	Height	91 mm
Depth	63.2 mm	Net weight	27.2 g

Temperatures

Operating temperature	-25 °C...+50 °C	Storage temperature	-40 °C...+60 °C
-----------------------	-----------------	---------------------	-----------------

Connection data

Clamping range, rated connection	1.5 mm ²	Clamping range, rated connection, min.	0.5 mm ²
Clamping range, rated connection, max.	2.5 mm ²	Stripping length, rated connection	12 mm
Wire connection cross section, finely stranded, max.	1.5 mm ²		

Input

Rated control voltage	24 V UC ±10 %	Rated current AC	11 mA
Rated current DC	6.4 mA	Power rating	160 mVA / 150 mW
Response / drop-out voltage AC coil	19.5 V / 3 V	Pull-in (sparkover) / drop-out voltage DC coil	19.5 V / 3 V
Status indicator	Green LED		

Output

Rated switching voltage	250 V AC	Max. switching voltage, AC	250 V
Max. switching voltage, DC making current	250 V / 6 A	Continuous current	6 A
Switch-on delay	< 6 ms	Max. switching power	1500 VA
Min. switching power	12 V / 10 mA	Switch-off delay	< 35 ms
		Max. switching frequency at rated load	0.1 Hz

Contact specifications

No. of contacts	1	Contact design	CO contact
Contact material	AgSnO ₂	Mechanical service life	20 x 10 ⁶ switching cycles

Insulation coordination

Rated voltage	300 V	Clearance and creepage distances for control side - load side	≥ 5.5 mm
Dielectric strength for control side - load side	4 kV _{eff} / 1 s	Dielectric strength to mounting rail	4 kV _{eff} / 1 min.
Impulse withstand voltage	4 kV (1.2/50 μs)	Protection degree	IP 20
Pollution severity	2	Surge voltage category	III

Other technical data

Version	Relay coupler	Status indicator	Green LED
Free-wheel diode	No	Bridge rectifier	Yes
Reverse polarity protection	not available		

Creation date November 19, 2012 2:21:53 PM CET

**MCZ SERIES
MCZ R 24VUC**

Weidmüller Interface GmbH & Co. KG
 Klingenbergstraße 16
 D-32758 Detmold
 Germany
 Fon: +49 5231 14-0
 Fax: +49 5231 14-292083
 www.weidmueller.com

Technical data

Further details of approvals / standards

Standards DIN EN 50178, UL508

Classifications

ETIM 2.0	EC001437	ETIM 3.0	EC001437
UNSPSC	30-21-19-17	eClass 4.1	40-02-06-14
eClass 5.1	27-37-16-01	eClass 6.0	27-37-16-01
eClass 7.0	27-37-16-01		

Approvals

Approvals



Downloads

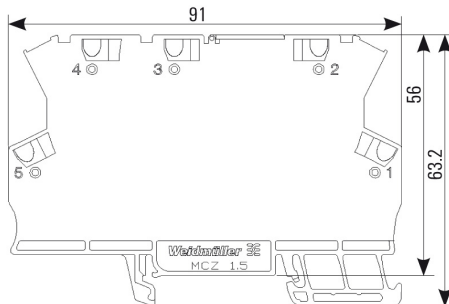
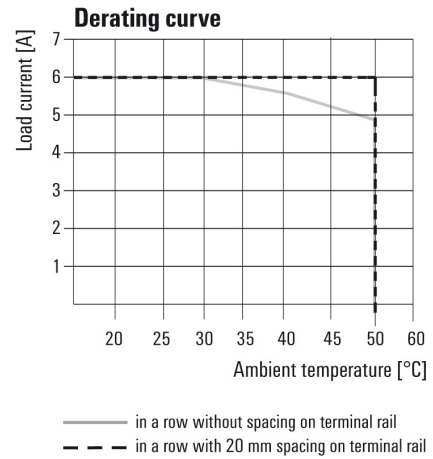
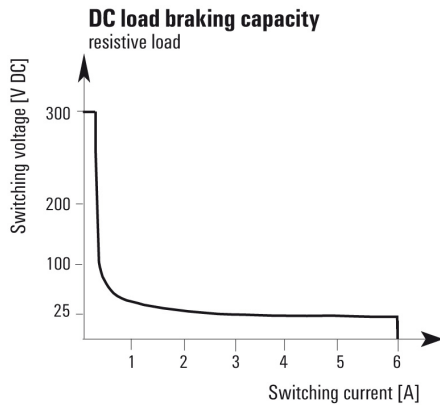
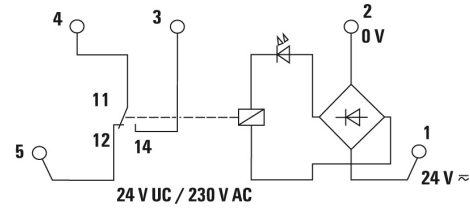
Declaration of Conformity [K138_07_09.pdf](#)
[3-D model](#)

**MCZ SERIES
MCZ R 24VUC**

Weidmüller Interface GmbH & Co. KG
 Klingenbergstraße 16
 D-32758 Detmold
 Germany
 Fon: +49 5231 14-0
 Fax: +49 5231 14-292083
 www.weidmueller.com

Drawings

Electric symbol



**MCZ SERIES
MCZ R 24VUC**

Weidmüller Interface GmbH & Co. KG
 Klingenbergstraße 16
 D-32758 Detmold
 Germany
 Fon: +49 5231 14-0
 Fax: +49 5231 14-292083
 www.weidmueller.com

Accessories
End plates


End plates: for electronic components with terminal-block design.

General ordering data

Order No.	Type	Version	GTIN (EAN)	Qty.
8389030000	AP MCZ1.5	End plate, TERMINALBOX , End plate, Width: 1.5 mm	4008190386849	50 pc(s).

ZQV 4N


Weidmüller offers users of modular terminals of the Z-Series a comprehensive range of accessories that render possible appropriate solutions for all - even non-standard - tasks.

The accessories must comply with the same quality standards as the modular terminals themselves.

General ordering data

Order No.	Type	Version	GTIN (EAN)	Qty.
1758250000	ZQV 4N/2 GE	Z-series, Accessories, Cross-connector, For the terminals, No. of poles: 2	4032248169795	60 pc(s).
1793960000	ZQV 4N/2 BL	Z-series, Accessories, Cross-connector, For the terminals, No. of poles: 2	4032248233755	60 pc(s).
1794060000	ZQV 4N/10 SW	Z-series, Accessories, Cross-connector, For the terminals, No. of poles: 10	4032248234059	20 pc(s).
1762630000	ZQV 4N/3 GE	Z-series, Accessories, Cross-connector, For the terminals, No. of poles: 3	4032248169788	60 pc(s).
1793970000	ZQV 4N/2 SW	Z-series, Accessories, Cross-connector, For the terminals, No. of poles: 2	4032248233762	60 pc(s).
1794010000	ZQV 4N/4 RT	Z-series, Accessories, Cross-connector, For the terminals, No. of poles: 4	4032248233809	60 pc(s).
1794040000	ZQV 4N/10 RT	Z-series, Accessories, Cross-connector, For the terminals, No. of poles: 10	4032248234004	20 pc(s).

**MCZ SERIES
MCZ R 24VUC**

Weidmüller Interface GmbH & Co. KG
 Klingenbergstraße 16
 D-32758 Detmold
 Germany
 Fon: +49 5231 14-0
 Fax: +49 5231 14-292083
 www.weidmueller.com

Accessories

1794000000 ZQV 4N/3 SW	Z-series, Accessories, Cross-connector, For the terminals, No. of poles: 3	4032248233793 60 pc(s).
1794020000 ZQV 4N/4 BL	Z-series, Accessories, Cross-connector, For the terminals, No. of poles: 4	4032248233816 60 pc(s).
1794050000 ZQV 4N/10 BL	Z-series, Accessories, Cross-connector, For the terminals, No. of poles: 10	4032248234011 20 pc(s).
1793990000 ZQV 4N/3 BL	Z-series, Accessories, Cross-connector, For the terminals, No. of poles: 3	4032248233786 60 pc(s).
1794030000 ZQV 4N/4 SW	Z-series, Accessories, Cross-connector, For the terminals, No. of poles: 4	4032248233915 60 pc(s).
1762620000 ZQV 4N/4 GE	Z-series, Accessories, Cross-connector, For the terminals, No. of poles: 4	4032248169771 60 pc(s).
1758260000 ZQV 4N/10 GE	Z-series, Accessories, Cross-connector, For the terminals, No. of poles: 10	4032248169764 20 pc(s).
1793950000 ZQV 4N/2 RT	Z-series, Accessories, Cross-connector, For the terminals, No. of poles: 2	4032248233748 60 pc(s).
1793980000 ZQV 4N/3 RT	Z-series, Accessories, Cross-connector, For the terminals, No. of poles: 3	4032248233779 60 pc(s).

Blank


WS markers are the perfect match for the connectors of the W series. But thanks to their system compatibility the WS tags can also be used with the I series and the Z series. The large areas for printing permit not only long character strings but also multiple lines.

WS markers are ideal for labels with long, bespoke character strings. The tried-and-tested MultiCard format means that printing can be carried out with **laser** printers, **PrintJet**, **plotters** or the **MC-Mobilo**.

- Can be fitted in strips or singly
- Markers in proven multicard format

General ordering data

Order No.	Type	Version	GTIN (EAN)	Qty.
1828450000	WS 10/6 MC NE WS	Terminal markers, MultiCard, 10 x 6 mm, Polyamide, Colour: White	4032248350513	600 pc(s).