


PMC-1001THY



PMC-1001THY

SMD Normally Closed Reed Switch

Electrical Characteristics @ 25 °C

Contact form		B
Contact material		Ru
Contact rating max.	W / VA	10
Switching voltage max.	VDC	180
	VAC	130
Switching current max.	A	0.7
Carry current max.	A	1
Breakdown voltage min.	VDC	200
Contact resistance max. (initial)	mΩ	200
Insulation resistance min.	Ω	10 ⁹

Magnetical Characteristics (of unmodified Reed Switch) @ 25 °C

Pull in range available	AT	0 - 0
Drop out min.	AT	
Test coil	TC	301
Test equipment tolerance	±AT	1

Operating Characteristics @ 25 °C

Switching frequency max.	Hz	500
Resonant frequency typ.	Hz	5000
Operate time max. (incl. bounce)	ms	0.5
Release time max.	ms	0.3

Environmental Characteristics

Operating temperature	°C	-40 to +125
Storage temperature	°C	-40 to +125
Soldering temperature max.	°C	255
Vibration (50-2000 Hz)	g	20
Shock (1/2 sin 11 ms)	g	100
Lead tensile strength min.	kg	3

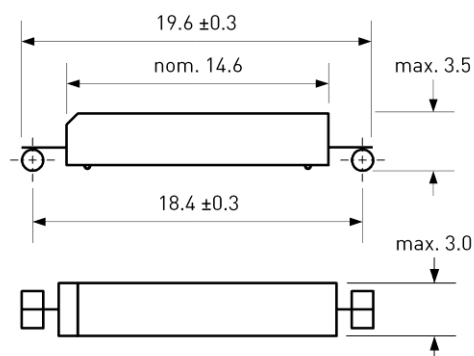
Features

- > Small size
- > Minimum height above PCB
- > Suitable for lead-free soldering
- > Suitable for automated assembly
- > Tape & reel packaging
- > Over 1 billion reliable operations at dry circuits or low level loads
- > Perfect economical alternative to Hall switches

Approvals



Dimensions in mm




North Pole mark = chamfered edge

Ordering Information

Packing Unit	2000 pcs
Weight per piece	0.3 g
Weight per package	800 g
Reel size	13 inches
Standard AT ranges	

Ordering example

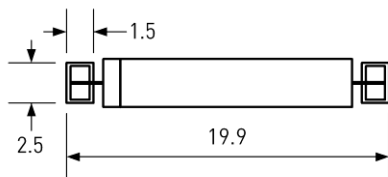
PMC-1001THY




PMC-1001THY

SMD Normally Closed Reed Switch

Recommended PCB Layout in mm

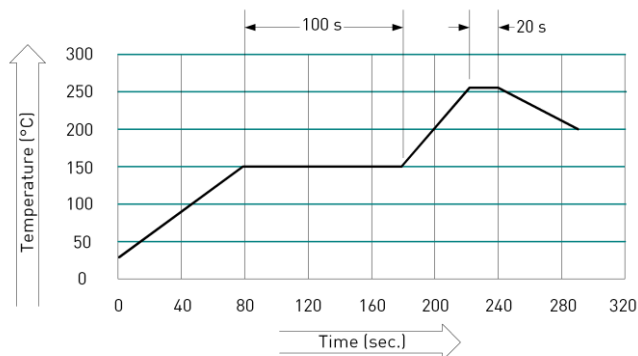


Pad sizes



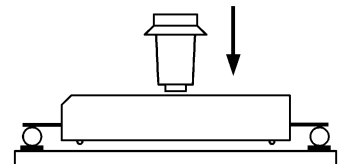
Final assembly position

Soldering Information



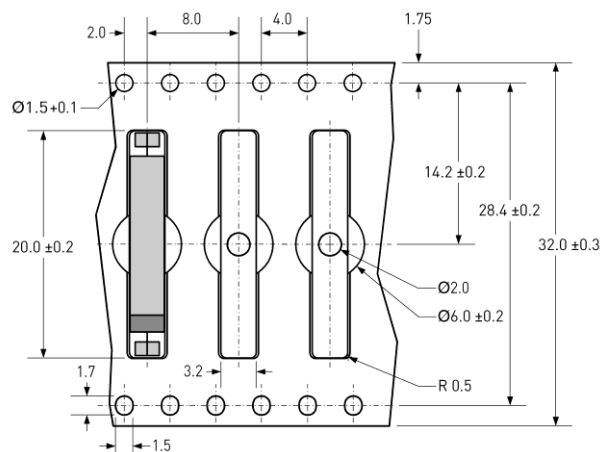
Mounting Force

Recommended Mounting Force	3 N
Maximum Mounting Force	10 N



Tape Dimensions in mm

Tolerance ± 0.1 unless otherwise specified



Remarks

When placed onto ferromagnetic parts switching distance of PMC-1001THY may reduce.

Electromagnetical influences and magnetic fields may change the switching behaviour of the SMD Reed Switch.

Please pay attention to MSL instructions as per label on reel.