

# AZ979

## 80 AMP MINI-ISO AUTOMOTIVE RELAY

### FEATURES

- 80 Amp contact rating – “Super ISO”
- High momentary carry current (500 A)
- High operating temperature (85°C)
- SPST (1 Form A), SPDT (1 Form C), SPST N.C. (Form B)
- Quick connect terminals
- ISO/TS 16949, ISO14001
- Tested in accordance with SAEJ2544



### CONTACTS

<b>Arrangement</b>	SPST- N.O. (1 Form A), SPST - N.C. (1 Form B), SPDT (1 Form C)
<b>Ratings</b>	Resistive load: Max. switched power: 1120 W (SPST) Form A 840 W (N.O.) Form C 840 W (N.C.) Form C, Form B Max. switched current: 80 A (SPST) Form A 60 A (N.O.) Form C 60 A (N.C.) Form C, Form B Max. switched voltage: 30 VDC
<b>Material</b>	Silver tin oxide
<b>Resistance</b>	< 50 milliohms initially (24 V, 1 A voltage drop method)

### COIL

<b>Power</b>	
At Pickup Voltage (typical)	0.76 W
Max. Continuous Dissipation	3.0 W at 20°C (68°F)
Temperature Rise	56°C (101°F) at nominal coil voltage
Temperature	Max. 155°C (311°F)

### NOTES

1. All values at 20°C (68°F).
2. Relay may pull in with less than “Must Operate” value.
3. Specifications subject to change without notice.

### GENERAL DATA

<b>Life Expectancy</b> Mechanical Electrical	Minimum operations 1 x 10 <sup>7</sup> 1 x 10 <sup>5</sup> at 80 A 14 VDC Res.
<b>Operate Time (typical)</b>	7 ms at nominal coil voltage
<b>Release Time (typical)</b>	5 ms at nominal coil voltage (with no coil suppression)
<b>Dielectric Strength (at sea level for 1 min.)</b>	500 Vrms coil to contact 500 Vrms contact to contact
<b>Insulation Resistance</b>	100 megohms min. at 500 VDC, 20°C 50% RH
<b>Dropout</b>	Greater than 10% of nominal coil voltage
<b>Ambient Temperature</b> Operating Storage	-40°C (-40°F) to 85°C (185°F) -40°C (-40°F) to 105°C (221°F)
<b>Vibration</b>	0.062" DA at 10-55 Hz
<b>Shock</b>	10 g
<b>Enclosure</b>	P.B.T. polyester
<b>Terminals</b>	Copper alloy Quick Connect Note: Allow suitable slack on leads when wiring, and do not subject the terminals to excessive force.
<b>Weight</b>	48 grams



**AMERICAN ZETTLER, INC.**

[www.azettler.com](http://www.azettler.com)

75 COLUMBIA • ALISO VIEJO, CA 92656 • PHONE: (949) 831-5000 • FAX: (949) 831-8642 • E-MAIL: SALES@AZETTLER.COM

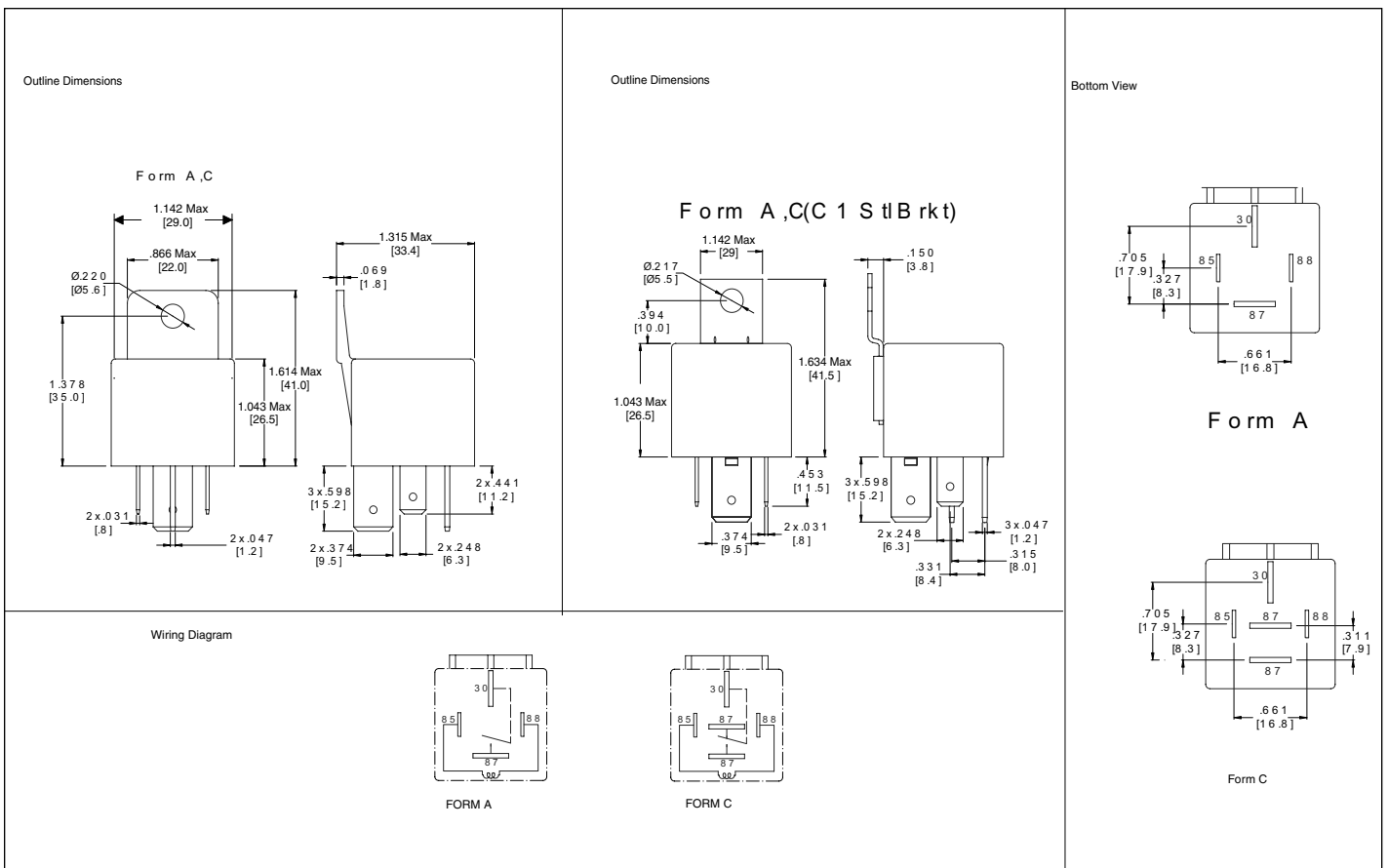
# AZ979

## RELAY ORDERING DATA

COIL SPECIFICATIONS				ORDER NUMBER*	
Nominal Coil VDC	Must Operate VDC	Max. Continuous VDC	Coil Resistance $\pm 10\%$	SPST	SPDT
6	3.9	7.8	20	AZ979-1A-6D	AZ979-1C-6D
12	7.8	19.0	90	AZ979-1A-12D	AZ979-1C-12D
24	15.6	37.9	360	AZ979-1A-24D	AZ979-1C-24D

\* For SPST (N.C.) (1 Form B) relay, substitute "-1B" for "-1A". Add suffix "R" for resistor in parallel with coil. Resistor values: 6V: 180 ohms, 12V: 680 ohms, 24V: 2700 ohms. Add suffix "D" for diode across coil ("+" pole of power supply at terminal #86). Add suffix "C1" for steel mounting bracket. Add suffix "E" for epoxy sealed version.

## MECHANICAL DATA



Dimensions in inches with millimeters in brackets below. Tolerance:  $\pm .010$ "



**AMERICAN ZETTLER, INC.**

[www.azettler.com](http://www.azettler.com)

75 COLUMBIA - ALISO VIEJO, CA 92656 - PHONE: (949) 831-5000 - FAX: (949) 831-8642 - E-MAIL: SALES@AZETTLER.COM

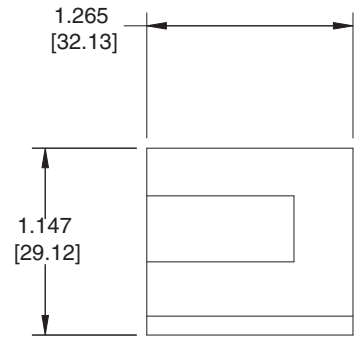
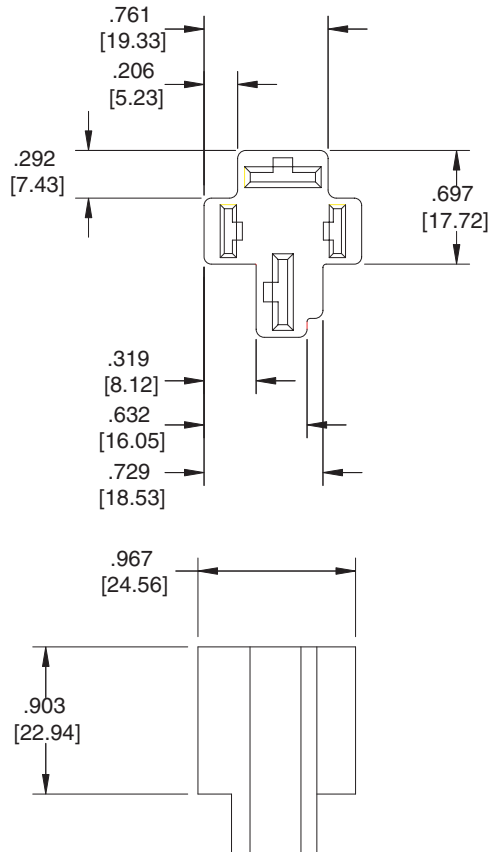

# AZ979

## HARDWARE ORDERING DATA

DESCRIPTION	ORDER NUMBER
Socket	ST980

## MECHANICAL DATA

Socket, SPST - ST980



Note: Recommended socket hardware:

Coil Terminals: Amp 42281-1 (1/4") 14-18 Awg  
Contact Terminals: Amp 280756-4 (3/8") 10-12 Awg



**AMERICAN ZETTLER, INC.**

[www.azettler.com](http://www.azettler.com)

75 COLUMBIA - ALISO VIEJO, CA 92656 - PHONE: (949) 831-5000 - FAX: (949) 831-8642 - E-MAIL: SALES@AZETTLER.COM