

Single relay - REL-MR- 60DC/21AU - 2961134

Please be informed that the data shown in this PDF Document is generated from our Online Catalog. Please find the complete data in the user's documentation. Our General Terms of Use for Downloads are valid (<http://download.phoenixcontact.com>)



Pluggable miniature relays, with multi-layer contact, 1 PDT, input voltage 60 V DC

The illustration shows the version REL-MR- 24DC/21

Product Features

- Safe isolation according to DIN EN 50178 between coil and contact
- High degree of protection, up to RT III (comparable with IP67) depending on type
- Power contacts up to 6 A

Key commercial data

package_quantity	10
GTIN	4017918130848

Technical data

Dimensions

Width	5 mm
Height	28 mm
Depth	15 mm

Ambient conditions

Ambient temperature (operation)	-40 °C ... 85 °C
Ambient temperature (storage/transport)	-40 °C ... 85 °C

Coil side

Nominal input voltage U_N	60 V DC
Nominal input current at U_{IN}	3 mA
Typical response time	5 ms
Typical release time	2.5 ms
Coil resistance	20500 Ω +/-15% (at 20 °C)

Contact side

Contact type	Single contact, 1-PDT
Contact material	AgSnO, hard gold-plated
Maximum switching voltage	30 V AC
Maximum switching voltage	36 V DC
Minimum switching voltage	100 mV (at 10 mA)

Single relay - REL-MR- 60DC/21AU - 2961134

Technical data

Contact side

Maximum inrush current	50 mA
Min. switching current	1 mA (at 24 V)
Limiting continuous current	50 mA
Interrupting rating (ohmic load) max.	1.2 W (at 24 V DC)
Note	the following values are applicable if a gold layer is destroyed
Maximum switching voltage	250 V AC
Minimum switching voltage	5 V (at 100 mA)
Limiting continuous current	6 A
Min. switching current	10 mA (at 12 V)
Interrupting rating (ohmic load) max.	140 W (at 24 V DC)
Interrupting rating (ohmic load) max.	20 W (at 48 V DC)
Interrupting rating (ohmic load) max.	18 W (at 60 V DC)
Interrupting rating (ohmic load) max.	23 W (at 110 V DC)
Interrupting rating (ohmic load) max.	40 W (at 220 V DC)
Interrupting rating (ohmic load) max.	1500 VA (for 250 V AC)
Switching capacity in acc. with DIN VDE 0660/IEC 60947	2 A (at 24 V, DC13)
Switching capacity in acc. with DIN VDE 0660/IEC 60947	0.2 A (at 110 V, DC13)
Switching capacity in acc. with DIN VDE 0660/IEC 60947	0.1 A (at 220 V, DC13)
Switching capacity in acc. with DIN VDE 0660/IEC 60947	3 A (at 24 V, AC15)
Switching capacity in acc. with DIN VDE 0660/IEC 60947	3 A (at 120 V, AC15)
Switching capacity in acc. with DIN VDE 0660/IEC 60947	3 A (at 230 V, AC15)

General

Test voltage relay winding/relay contact	4 kV AC (50 Hz, 1 min.)
Operating mode	100% operating factor
Mechanical service life	2 x 10 ⁷ cycles
Standards/regulations	IEC 60664
Standards/regulations	EN 50178
Standards/regulations	IEC 62103
Pollution degree	3
Surge voltage category	III
Mounting position	Any
Assembly instructions	In rows with zero spacing

Connection data

Connection method	Plug / solder connection
-------------------	--------------------------

classifications

eCl@ss

eCl@ss 4.0	27371104
eCl@ss 4.1	27371104

Single relay - REL-MR- 60DC/21AU - 2961134

classifications

eCl@ss

eCl@ss 5.0	27371001
eCl@ss 5.1	27371001
eCl@ss 6.0	27371001
eCl@ss 7.0	27371001
eCl@ss 8.0	27371001

ETIM

ETIM 2.0	EC000196
ETIM 3.0	EC000196
ETIM 4.0	EC000196
ETIM 5.0	EC000196

UNSPSC

UNSPSC 6.01	30211916
UNSPSC 7.0901	39121515
UNSPSC 11	39121515
UNSPSC 12.01	39121515
UNSPSC 13.2	39121515

approvals

UL Recognized / VDE Gutachten mit Fertigungsüberwachung / VDE Zeichengenehmigung / cUL Recognized / GOST / GL / UL Recognized / cUL Recognized / cULus Recognized /

Approval details

UL Recognized




VDE Gutachten mit Fertigungsüberwachung	
Nominal voltage UN	
Nominal current IN	
mm ² /AWG/kcmil	

VDE Zeichengenehmigung	
Nominal voltage UN	

Single relay - REL-MR- 60DC/21AU - 2961134

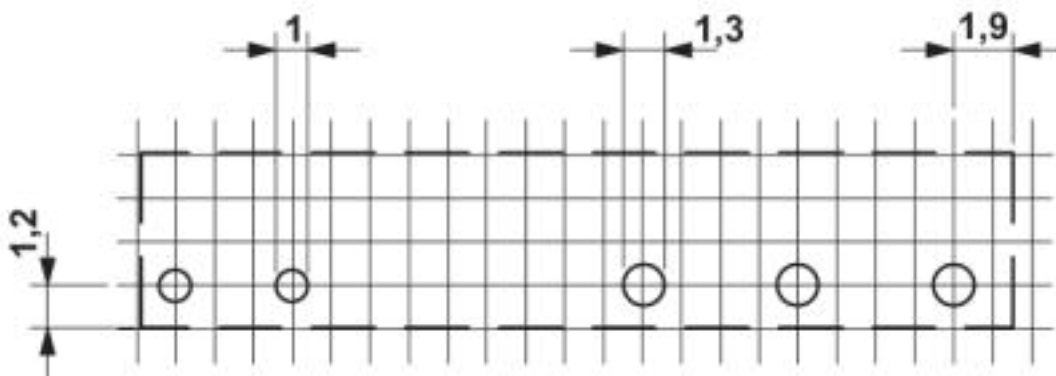
approvals

Nominal current IN	
mm ² /AWG/kcmil	



Drawings

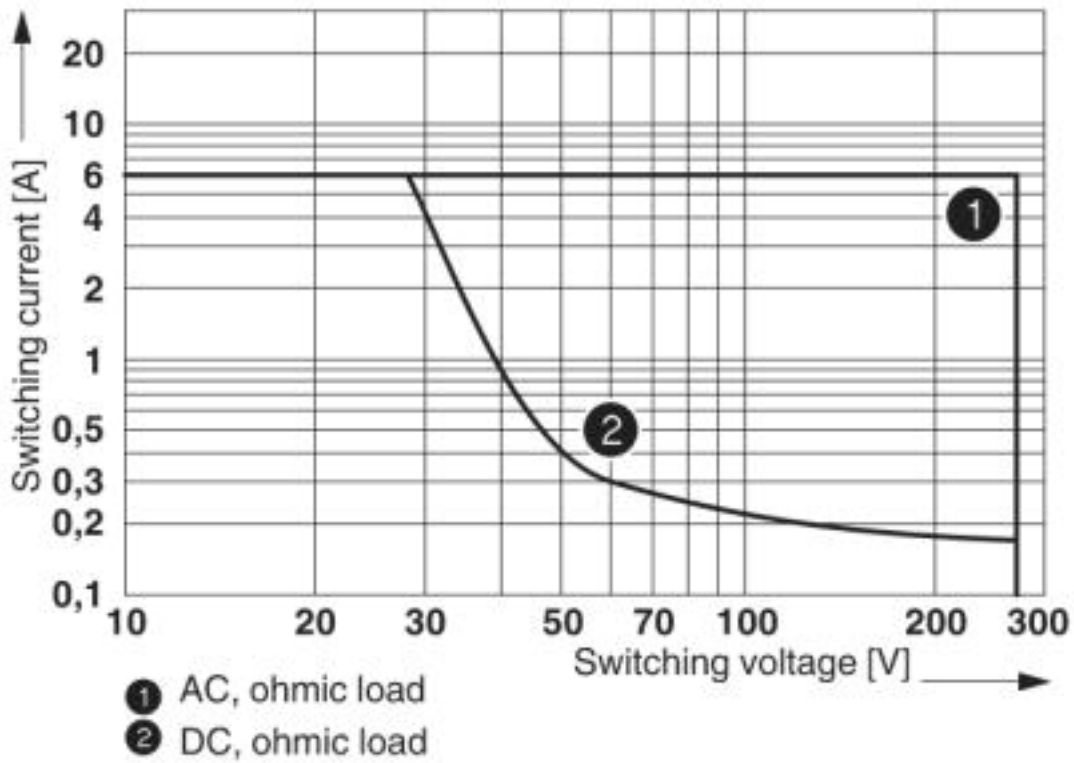
Drilling diagram



a = pitch division 1.25 mm and 1.27 mm

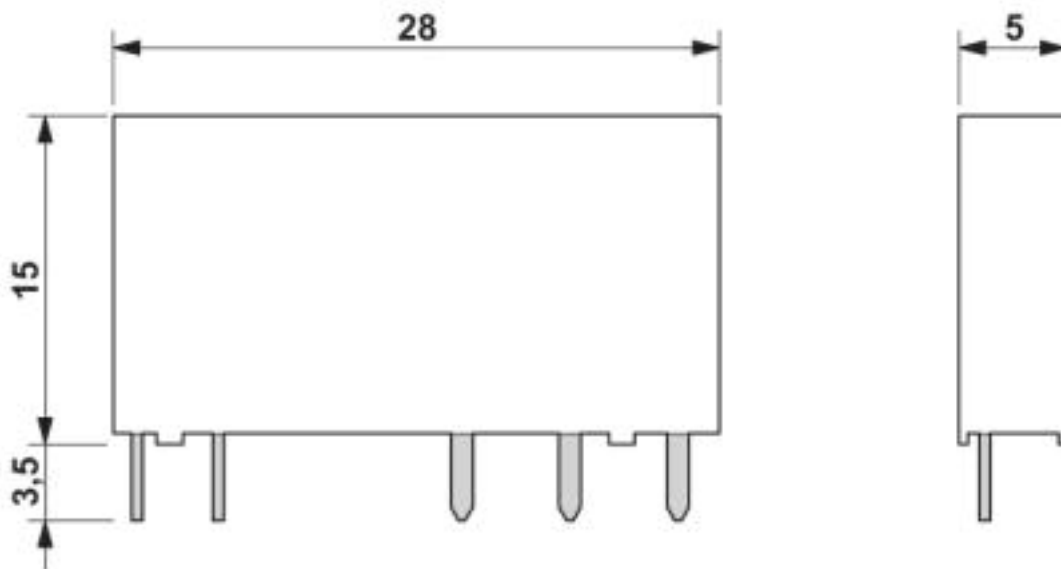
Single relay - REL-MR- 60DC/21AU - 2961134

Diagram



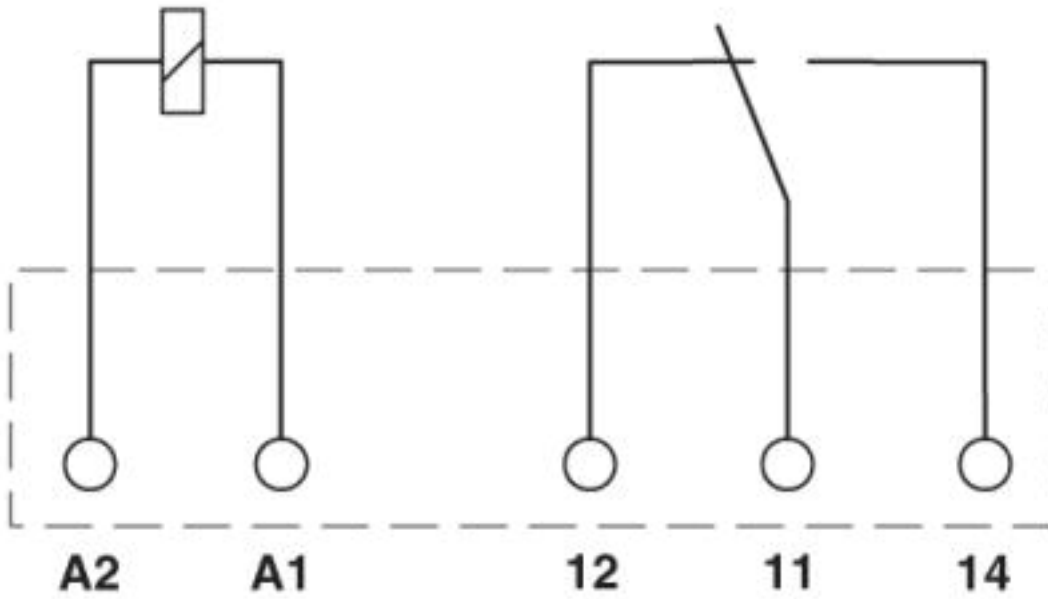
Interrupting rating

Dimensioned drawing



Single relay - REL-MR- 60DC/21AU - 2961134

Circuit diagram



© Phoenix Contact 2013 - all rights reserved
<http://www.phoenixcontact.com>