

# Relay Module - PLC-RSC-120UC/21AU - 2966281

Please be informed that the data shown in this PDF Document is generated from our Online Catalog. Please find the complete data in the user's documentation. Our General Terms of Use for Downloads are valid (<http://download.phoenixcontact.com>)



PLC relay, consisting of base terminal block PLC-BSC.../21 with screw connection and pluggable miniature relay with multi-layer contact, for assembly on DIN rail NS 35/7.5, 1 PDT, input voltage 120 V AC / 110 V DC

The illustration shows the version PLC-RSC-24DC/21

## Product Features

- Narrow design
- Efficient connection to system cabling using V8 adapter
- Safe isolation according to DIN EN 50178 between coil and contact
- RT III sealed relay
- Integrated input circuit and interference suppression circuit
- Functional plug-in bridges



## Key commercial data

package_quantity	10
GTIN	4017918131012

## Technical data

Note:

Utilization restriction	EMC: class A product, see manufacturer's declaration in the download area
-------------------------	---

### Dimensions

Width	6.2 mm
Height	80 mm
Depth	94 mm

### Ambient conditions

Ambient temperature (operation)	-40 °C ... 55 °C
Ambient temperature (storage/transport)	-40 °C ... 85 °C

### Coil side

Nominal input voltage $U_N$	120 V AC (110 V DC)
Nominal input voltage $U_N$	110 V DC
Nominal input current at $U_{IN}$	3.5 mA (at $U_N = 120$ V AC)

# Relay Module - PLC-RSC-120UC/21AU - 2966281

## Technical data

### Coil side

Nominal input current at $U_{IN}$	3 mA (at $U_N = 120$ V AC)
Typical response time	6 ms
Typical release time	15 ms
Operating voltage display	Yellow LED
Protective circuit	Bridge rectifier Bridge rectifier

### Contact side

Contact type	1 PDT
Contact material	AgSnO, hard gold-plated
Maximum switching voltage	30 V AC
Maximum switching voltage	36 V DC
Minimum switching voltage	100 mV (at 10 mA)
Maximum inrush current	50 mA
Min. switching current	1 mA (at 24 V)
Limiting continuous current	50 mA
Interrupting rating (ohmic load) max.	1.2 W (at 24 V DC)
Note	the following values are applicable if a gold layer is destroyed
Maximum switching voltage	250 V AC/DC
Minimum switching voltage	5 V (at 100 mA)
Limiting continuous current	6 A
Min. switching current	10 mA (at 12 V)
Interrupting rating (ohmic load) max.	140 W (at 24 V DC)
Interrupting rating (ohmic load) max.	20 W (at 48 V DC)
Interrupting rating (ohmic load) max.	18 W (at 60 V DC)
Interrupting rating (ohmic load) max.	23 W (at 110 V DC)
Interrupting rating (ohmic load) max.	40 W (at 220 V DC)
Interrupting rating (ohmic load) max.	1500 VA (for 250 V AC)

### General

Test voltage relay winding/relay contact	4 kV AC (50 Hz, 1 min.)
Operating mode	100% operating factor
Mechanical service life	$2 \times 10^7$ cycles
Inflammability class according to UL 94	V0
Name	Standards/regulations
Standards/regulations	IEC 60664
Standards/regulations	EN 50178
Standards/regulations	IEC 62103
Pollution degree	3
Surge voltage category	III
Mounting position	Any
Assembly instructions	In rows with zero spacing

### Connection data

# Relay Module - PLC-RSC-120UC/21AU - 2966281

## Technical data

### Connection data

<b>Connection method</b>	Screw connection
<b>Conductor cross section solid min.</b>	0.14 mm <sup>2</sup>
<b>Conductor cross section solid max.</b>	2.5 mm <sup>2</sup>
<b>Conductor cross section stranded min.</b>	0.14 mm <sup>2</sup>
<b>Conductor cross section stranded max.</b>	2.5 mm <sup>2</sup>
<b>Conductor cross section AWG/kcmil min.</b>	26
<b>Conductor cross section AWG/kcmil max</b>	14
<b>Stripping length</b>	8 mm
<b>Screw thread</b>	M3

## classifications

### eCl@ss

<b>eCl@ss 4.0</b>	27371102
<b>eCl@ss 4.1</b>	27371102
<b>eCl@ss 5.0</b>	27371001
<b>eCl@ss 5.1</b>	27371001
<b>eCl@ss 6.0</b>	27371001
<b>eCl@ss 7.0</b>	27371001
<b>eCl@ss 8.0</b>	27371001

### ETIM

<b>ETIM 2.0</b>	EC000196
<b>ETIM 3.0</b>	EC000196
<b>ETIM 4.0</b>	EC000196
<b>ETIM 5.0</b>	EC000196

### UNSPSC

<b>UNSPSC 6.01</b>	30211916
<b>UNSPSC 7.0901</b>	39121515
<b>UNSPSC 11</b>	39121515
<b>UNSPSC 12.01</b>	39121515
<b>UNSPSC 13.2</b>	39121515

## approvals








UL Recognized / UL Listed / cUL Recognized / GOST / cUL Listed / GL / UL Listed / cUL Listed / cULus Recognized / cULus Listed /

### Approval details



# Relay Module - PLC-RSC-120UC/21AU - 2966281

approvals



accessories

**Mounting rail**

NS 35/ 7,5 V2A UNPERF 2000MM - 0801377



## Relay Module - PLC-RSC-120UC/21AU - 2966281

### accessories

---

NS 35/ 7,5 PERF 2000MM - 0801733



NS 35/ 7,5 CU UNPERF 2000MM - 0801762



NS 35/15 UNPERF 2000MM - 1201714



NS 35/15 CU UNPERF 2000MM - 1201895



NS 35/15-2,3 UNPERF 2000MM - 1201798



## Relay Module - PLC-RSC-120UC/21AU - 2966281

### accessories

NS 35/15 AL UNPERF 2000MM - 1201756



NS 35/15 PERF 2000MM - 1201730



NS 35/ 7,5 UNPERF 2000MM - 0801681



### Power module

PLC-ESK GY - 2966508



### Partition plate

PLC-ATP BK - 2966841



### Screwdriver tools

# Relay Module - PLC-RSC-120UC/21AU - 2966281

## accessories

SZF 1-0,6X3,5 - 1204517



---

## Controller board

PLC-V8/FLK14/IN - 2296553



---

PLC-V8/FLK14/IN/M - 2304115



---

PLC-V8/D15B/IN - 2296087



---

## Interface module

PLC-V8/D15S/IN - 2296074



---

## Terminal marking

## Relay Module - PLC-RSC-120UC/21AU - 2966281

### accessories

ZB 6:UNBEDRUCKT - 1051003



ZB 6/WH-100:UNBEDRUCKT - 5060935



### Labeled terminal marker

ZB 6,LGS:FORTL.ZAHLEN - 1051016



### Bridge

FBST 500-PLC RD - 2966786



FBST 500-PLC BU - 2966692





# Relay Module - PLC-RSC-120UC/21AU - 2966281

## accessories

FBST 500-PLC GY - 2966838



---

FBST 6-PLC RD - 2966236



---

FBST 6-PLC BU - 2966812



---

FBST 6-PLC GY - 2966825



---

FBST 8-PLC GY - 2967688

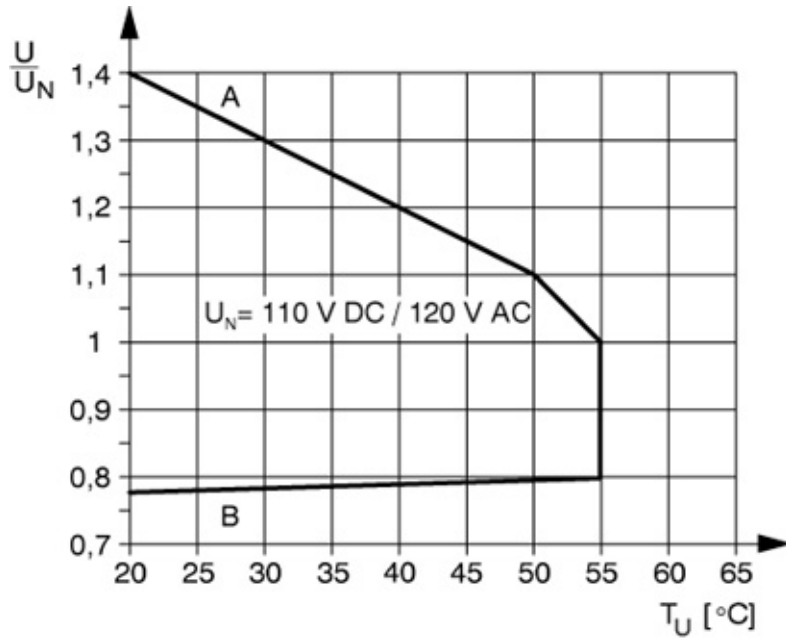


---

## Drawings

# Relay Module - PLC-RSC-120UC/21AU - 2966281

Diagram



Curve A Maximum permissible continuous voltage  $U_{\max}$  with limiting continuous current on the contact side (see relevant technical data)  
Curve B Minimum permissible operate voltage  $U_{\text{op}}$  after pre-excitation (see relevant technical data)

# Relay Module - PLC-RSC-120UC/21AU - 2966281

Circuit diagram

