

Relay Module - PLC-RSC-120UC/21-21AU - 2967138

Please be informed that the data shown in this PDF Document is generated from our Online Catalog. Please find the complete data in the user's documentation. Our General Terms of Use for Downloads are valid (<http://download.phoenixcontact.com>)



PLC relay, consisting of base terminal block PLC-BSC.../21 with screw connection and pluggable miniature relay with multi-layer contact, for assembly on DIN rail NS 35/7.5, 2 PDT, input voltage 120 V AC / 110 V DC

The illustration shows the version PLC-RSC- 24DC/21-21

Product Features

- Narrow design
- Efficient connection to system cabling using V8 adapter
- RT III sealed relay
- Safe isolation according to DIN EN 50178 between coil and contact
- Integrated input circuit and interference suppression circuit
- Functional plug-in bridges



Key commercial data

| | |
|------------------|---------------|
| package_quantity | 10 |
| GTIN | 4017918156435 |

Technical data

Note:

| | |
|-------------------------|---|
| Utilization restriction | EMC: class A product, see manufacturer's declaration in the download area |
|-------------------------|---|

Dimensions

| | |
|--------|-------|
| Width | 14 mm |
| Height | 80 mm |
| Depth | 94 mm |

Ambient conditions

| | |
|---|------------------|
| Ambient temperature (operation) | -40 °C ... 60 °C |
| Ambient temperature (storage/transport) | -40 °C ... 85 °C |

Coil side

| | |
|-----------------------------------|------------------------------|
| Nominal input voltage U_N | 120 V AC (110 V DC) |
| Nominal input voltage U_N | 110 V DC |
| Nominal input current at U_{IN} | 4.5 mA (at $U_N = 120$ V AC) |

Relay Module - PLC-RSC-120UC/21-21AU - 2967138

Technical data

Coil side

| | |
|-----------------------------------|-----------------------------------|
| Nominal input current at U_{IN} | 4.2 mA (at $U_N = 110$ V DC) |
| Typical response time | 7 ms |
| Typical release time | 10 ms |
| Operating voltage display | Yellow LED |
| Protective circuit | Bridge rectifier Bridge rectifier |

Contact side

| | |
|---------------------------------------|--|
| Contact type | 2 PDT |
| Contact material | AgNi, hard gold-plated |
| Maximum switching voltage | 30 V AC |
| Maximum switching voltage | 36 V DC |
| Minimum switching voltage | 100 mV (at 10 mA) |
| Maximum inrush current | 50 mA |
| Min. switching current | 1 mA (at 24 V) |
| Limiting continuous current | 50 mA |
| Interrupting rating (ohmic load) max. | 1.2 W (at 24 V DC) |
| Note | the following values are applicable if a gold layer is destroyed |
| Maximum switching voltage | 250 V AC/DC |
| Minimum switching voltage | 5 V AC/DC |
| Limiting continuous current | 6 A |
| Maximum inrush current | 15 A (300 ms) |
| Min. switching current | 10 mA |
| Interrupting rating (ohmic load) max. | 140 W (at 24 V DC) |
| Interrupting rating (ohmic load) max. | 85 W (at 48 V DC) |
| Interrupting rating (ohmic load) max. | 60 W (at 60 V DC) |
| Interrupting rating (ohmic load) max. | 44 W (at 110 V DC) |
| Interrupting rating (ohmic load) max. | 60 W (at 220 V DC) |
| Interrupting rating (ohmic load) max. | 1500 VA (for 250 V AC) |

General

| | |
|--|---------------------------|
| Test voltage relay winding/relay contact | 4 kV AC (50 Hz, 1 min.) |
| Test voltage PDT/PDT | 2.5 kV AC (50 Hz, 1 min.) |
| Operating mode | 100% operating factor |
| Mechanical service life | 3×10^7 cycles |
| Inflammability class according to UL 94 | V0 |
| Name | Standards/regulations |
| Standards/regulations | IEC 60664 |
| Standards/regulations | EN 50178 |
| Standards/regulations | IEC 62103 |
| Rated surge voltage / insulation | 6 kV / Basic isolation |
| Pollution degree | 2 |
| Surge voltage category | III |

Relay Module - PLC-RSC-120UC/21-21AU - 2967138

Technical data

General

| | |
|------------------------------|---------------------------|
| Mounting position | Any |
| Assembly instructions | In rows with zero spacing |

Connection data

| | |
|---|----------------------|
| Connection method | Screw connection |
| Conductor cross section solid min. | 0.14 mm ² |
| Conductor cross section solid max. | 2.5 mm ² |
| Conductor cross section stranded min. | 0.14 mm ² |
| Conductor cross section stranded max. | 2.5 mm ² |
| Conductor cross section AWG/kcmil min. | 26 |
| Conductor cross section AWG/kcmil max | 14 |
| Stripping length | 8 mm |
| Screw thread | M3 |

classifications

eCl@ss

| | |
|-------------------|----------|
| eCl@ss 4.0 | 27371102 |
| eCl@ss 4.1 | 27371102 |
| eCl@ss 5.0 | 27371001 |
| eCl@ss 5.1 | 27371001 |
| eCl@ss 6.0 | 27371001 |
| eCl@ss 7.0 | 27371001 |
| eCl@ss 8.0 | 27371001 |

ETIM

| | |
|-----------------|----------|
| ETIM 2.0 | EC000196 |
| ETIM 3.0 | EC000196 |
| ETIM 4.0 | EC000196 |
| ETIM 5.0 | EC000196 |

UNSPSC

| | |
|----------------------|----------|
| UNSPSC 6.01 | 30211916 |
| UNSPSC 7.0901 | 39121515 |
| UNSPSC 11 | 39121515 |
| UNSPSC 12.01 | 39121515 |
| UNSPSC 13.2 | 39121515 |







approvals

UL Recognized / UL Listed / cUL Recognized / GOST / cUL Listed / GL / cULus Recognized / cULus Listed /

Approval details

Relay Module - PLC-RSC-120UC/21-21AU - 2967138

approvals



accessories

Mounting rail

NS 35/ 7,5 V2A UNPERF 2000MM - 0801377



Relay Module - PLC-RSC-120UC/21-21AU - 2967138

accessories

NS 35/ 7,5 PERF 2000MM - 0801733



NS 35/ 7,5 CU UNPERF 2000MM - 0801762



NS 35/15 UNPERF 2000MM - 1201714



NS 35/15 CU UNPERF 2000MM - 1201895



NS 35/15-2,3 UNPERF 2000MM - 1201798



NS 35/15 AL UNPERF 2000MM - 1201756



Relay Module - PLC-RSC-120UC/21-21AU - 2967138

accessories

NS 35/15 PERF 2000MM - 1201730



NS 35/ 7,5 UNPERF 2000MM - 0801681



Terminal marking

ZB10/WH-100:UNBEDRUCKT - 5060883



ZB 10:UNBEDRUCKT - 1053001



Labeled terminal marker

ZB10,LGS:FORTL.ZAHLEN - 1053014



Partition plate

Relay Module - PLC-RSC-120UC/21-21AU - 2967138

accessories

PLC-ATP BK - 2966841



Power module

PLC-ESK GY - 2966508



Screwdriver tools

SZF 1-0,6X3,5 - 1204517



Bridge

FBST 500-PLC RD - 2966786



FBST 500-PLC BU - 2966692



Relay Module - PLC-RSC-120UC/21-21AU - 2967138

accessories

FBST 500-PLC GY - 2966838



FBST 6-PLC RD - 2966236



FBST 6-PLC BU - 2966812



FBST 6-PLC GY - 2966825



FBST 8-PLC GY - 2967688



FBST 14-PLC BK - 2967691

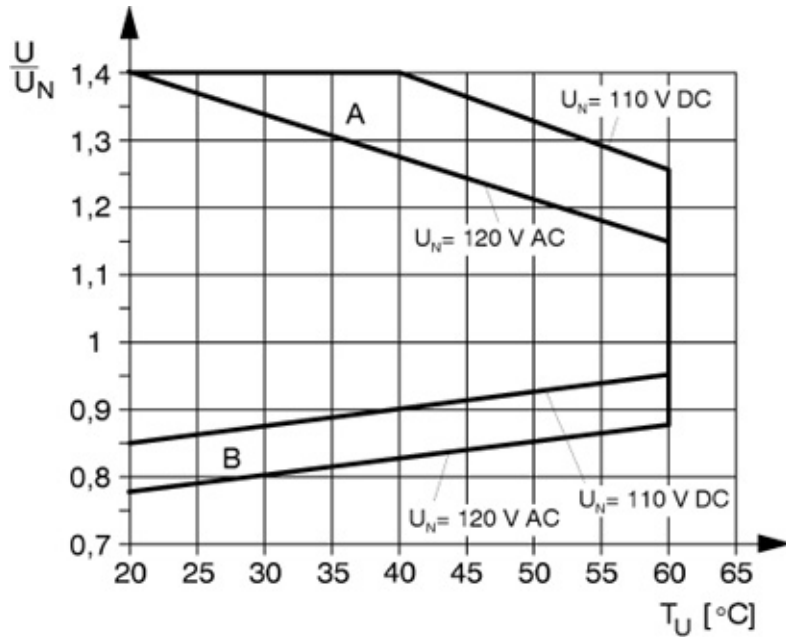


Relay Module - PLC-RSC-120UC/21-21AU - 2967138

accessories

Drawings

Diagram



Curve A Maximum permissible continuous voltage U_{max} with limiting continuous current on the contact side (see relevant technical data)
Curve B Minimum permissible operate voltage U_{op} after pre-excitation (see relevant technical data)

Relay Module - PLC-RSC-120UC/21-21AU - 2967138

Circuit diagram

