

Single relay - REL-MR-230AC/21HC AU/MS - 2987930

Please be informed that the data shown in this PDF Document is generated from our Online Catalog. Please find the complete data in the user's documentation. Our General Terms of Use for Downloads are valid (<http://download.phoenixcontact.com>)



Plug-in miniature relay, with multi-layer contact with hard gold coating, 1 PDT, test button, mechanical switch position indicator, status LED, input voltage 230 V AC

Product Features

- With detectable manual operation
- DC types with integrated freewheeling diode
- Mechanical switch position indicator
- Switching current of up to 16 A
- Integrated status LED

Key commercial data

package_quantity	10
GTIN	4046356481069

Technical data

Dimensions

Width	12.7 mm
Height	29 mm
Depth	25 mm

Ambient conditions

Ambient temperature (operation)	-40 °C ... 70 °C
Ambient temperature (storage/transport)	-40 °C ... 85 °C

Coil side

Nominal input voltage U_N	230 V AC
Nominal input current at U_{IN}	3.5 mA
Typical response time	3 ms ... 12 ms (depending on phase relation)
Typical release time range	2 ms ... 8 ms (depending on phase relation)

Contact side

Contact type	Single contact, 1-PDT
Contact material	AgNi, hard gold-plated
Maximum switching voltage	30 V AC
Maximum switching voltage	36 V DC
Minimum switching voltage	12 V (At 1 mA)

Single relay - REL-MR-230AC/21HC AU/MS - 2987930

Technical data

Contact side

Maximum inrush current	50 mA
Min. switching current	1 mA (at 12 V)
Limiting continuous current	50 mA
Switching capacity in acc. with DIN VDE 0660/IEC 60947	3 A (at 240 V, AC15)
Note	the following values are applicable if a gold layer is destroyed
Maximum switching voltage	250 V AC/DC
Minimum switching voltage	6 V AC/DC
Limiting continuous current	16 A
Maximum inrush current	30 A (300 ms)
Min. switching current	100 mA
Interrupting rating (ohmic load) max.	4000 VA (for 250 V AC)
Switching capacity in acc. with DIN VDE 0660/IEC 60947	2 A (at 24 V, DC13)
Switching capacity in acc. with DIN VDE 0660/IEC 60947	3 A (at 24 V, AC15)
Switching capacity in acc. with DIN VDE 0660/IEC 60947	3 A (at 120 V, AC15)
Switching capacity in acc. with DIN VDE 0660/IEC 60947	3 A (at 240 V, AC15)

General

Test voltage relay winding/relay contact	5 kV AC (50 Hz, 1 min.)
Mechanical service life	5 x 10 ⁶ cycles
Standards/regulations	DIN EN 61810-1
Standards/regulations	VDE 0435-201
Standards/regulations	EN 50178
Standards/regulations	IEC 62103

classifications

eCl@ss

eCl@ss 4.0	27371104
eCl@ss 4.1	27371104
eCl@ss 5.0	27371001
eCl@ss 5.1	27371001
eCl@ss 6.0	27371001
eCl@ss 7.0	27371001
eCl@ss 8.0	27371001

ETIM

ETIM 2.0	EC000196
ETIM 3.0	EC000196
ETIM 4.0	EC000196
ETIM 5.0	EC000196

UNSPSC

UNSPSC 6.01	30211916
-------------	----------

Single relay - REL-MR-230AC/21HC AU/MS - 2987930

classifications

UNSPSC

UNSPSC 7.0901	39121515
UNSPSC 11	39121515
UNSPSC 12.01	39121515
UNSPSC 13.2	39121515

approvals

UL Recognized / VDE Zeichengenehmigung / cUL Recognized / cULus Recognized /

Approval details

UL Recognized

VDE Zeichengenehmigung

Nominal voltage UN	
Nominal current IN	
mm ² /AWG/kcmil	

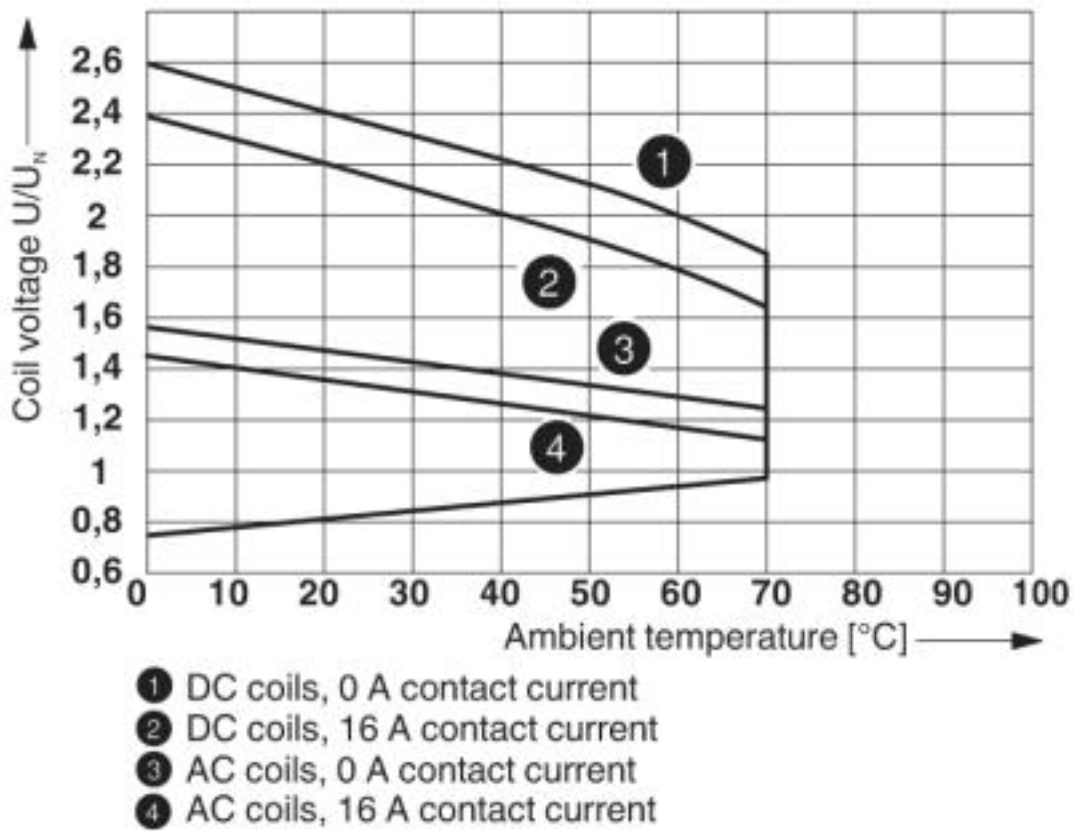
cUL Recognized

cULus Recognized

Drawings

Single relay - REL-MR-230AC/21HC AU/MS - 2987930

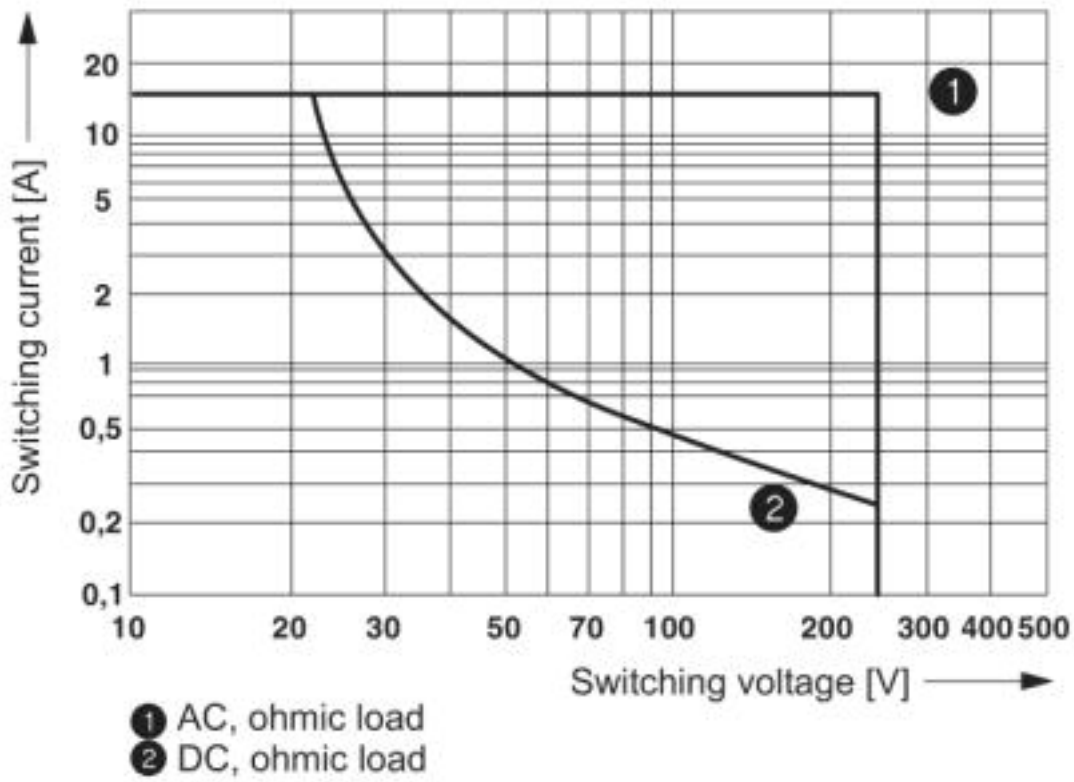
Diagram



Operating voltage range

Single relay - REL-MR-230AC/21HC AU/MS - 2987930

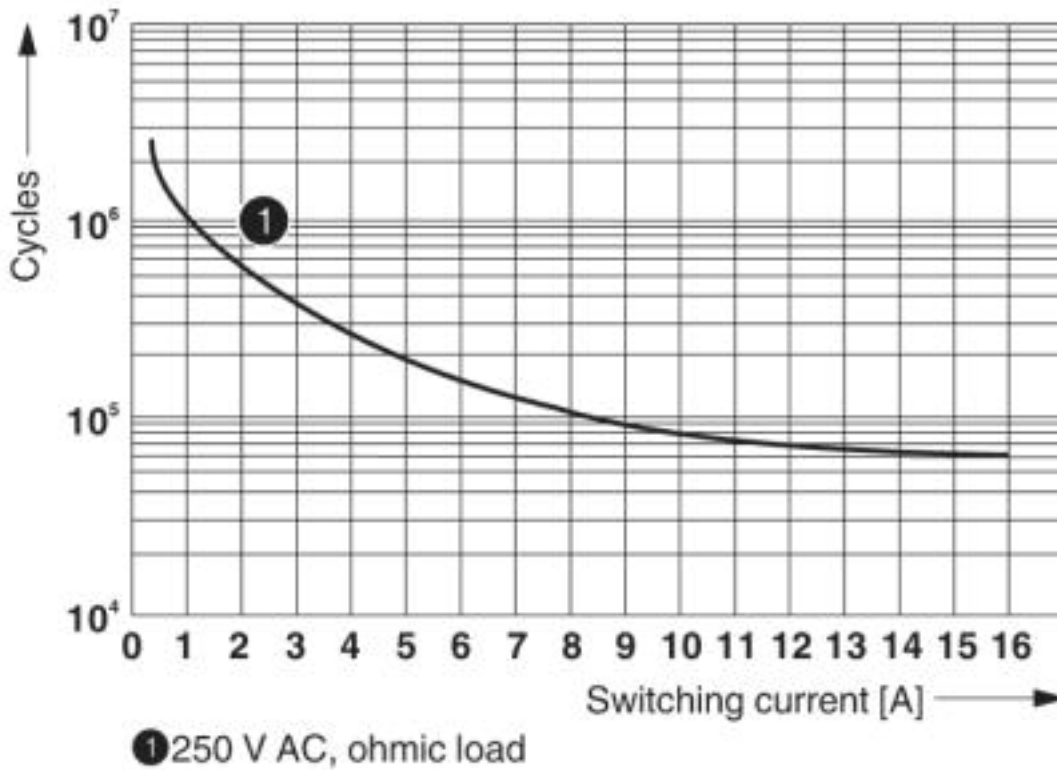
Diagram



Interrupting rating

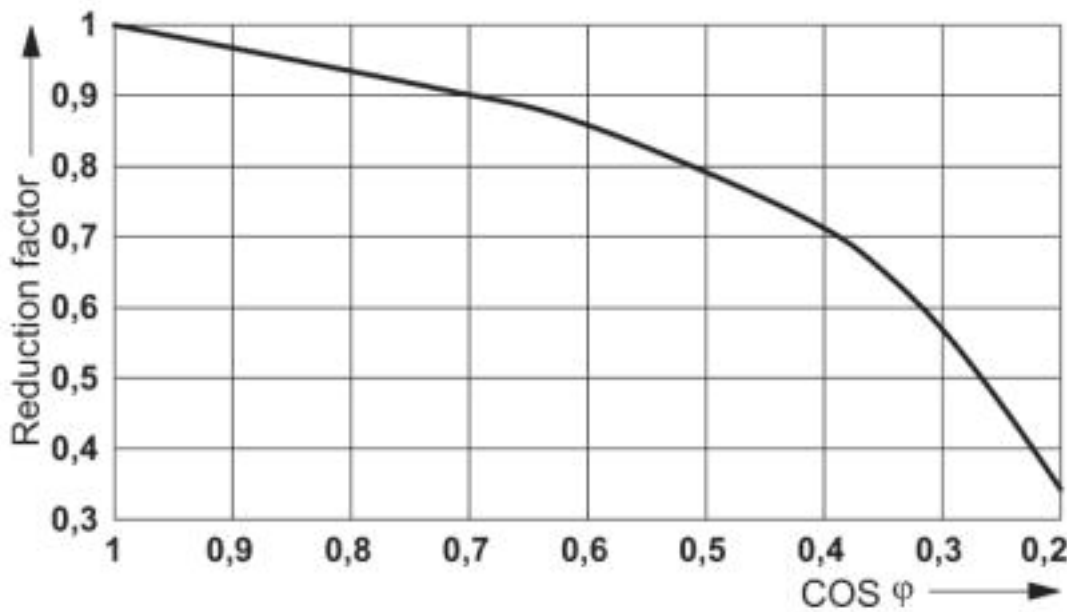
Single relay - REL-MR-230AC/21HC AU/MS - 2987930

Diagram



Electrical service life

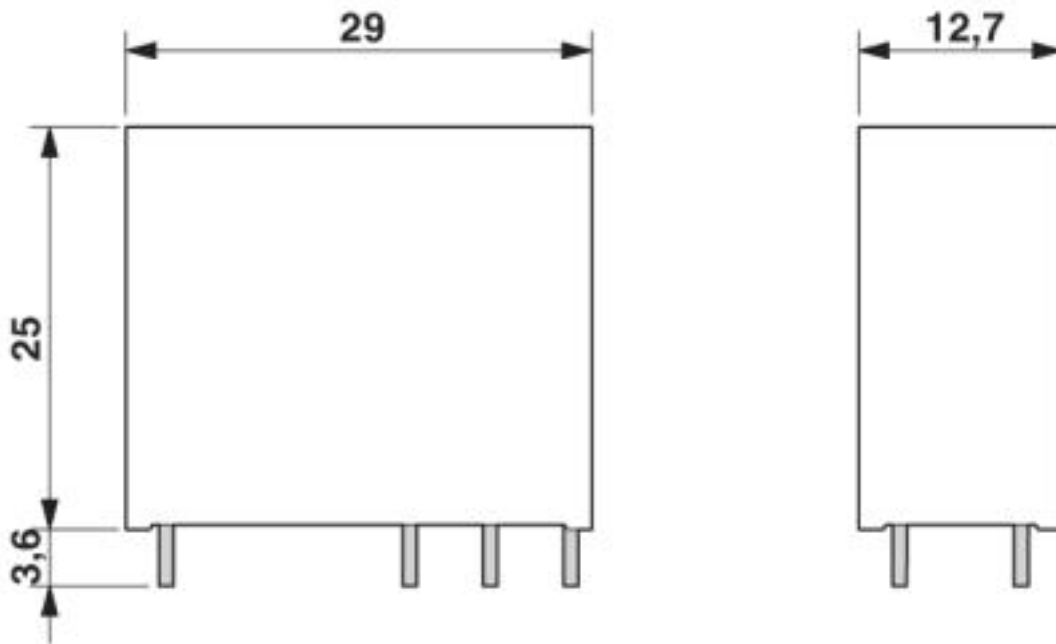
Diagram



Service life reduction factor with various cos phi

Single relay - REL-MR-230AC/21HC AU/MS - 2987930

Dimensioned drawing



Circuit diagram

