

# Relay Module - PLC-RSC- 24UC/21HC - 2967633

Please be informed that the data shown in this PDF Document is generated from our Online Catalog. Please find the complete data in the user's documentation. Our General Terms of Use for Downloads are valid (<http://download.phoenixcontact.com>)



PLC relay, consisting of base terminal block PLC-BSC.../21 HC with screw connection, and pluggable miniature relays for high continuous current, for assembly on DIN rail NS 35/7.5, 1 PDT, input voltage 24 V AC/DC, limiting continuous current up to 10 A

The illustration shows the version PLC-RSC-230UC/21HC

## Product Features

- Long electrical service life thanks to 16 A relay
- All common input voltages of 12 V DC to 230 V AC
- Efficient connection to system cabling using V8 adapter
- Safe isolation according to DIN EN 50178 between coil and contact
- Max. continuous current of 10 A
- Functional plug-in bridges



## Key commercial data

<b>package_quantity</b>	10
<b>GTIN</b>	4017918171629

## Technical data

Note:

<b>Utilization restriction</b>	EMC: class A product, see manufacturer's declaration in the download area
--------------------------------	---------------------------------------------------------------------------

### Dimensions

<b>Width</b>	14 mm
<b>Height</b>	80 mm
<b>Depth</b>	94 mm

### Ambient conditions

<b>Ambient temperature (operation)</b>	-40 °C ... 60 °C
<b>Ambient temperature (storage/transport)</b>	-40 °C ... 85 °C

### Coil side

<b>Nominal input voltage <math>U_N</math></b>	24 V AC/DC
<b>Nominal input current at <math>U_{IN}</math></b>	17.5 mA
<b>Typical response time</b>	8 ms

# Relay Module - PLC-RSC- 24UC/21HC - 2967633

## Technical data

### Coil side

<b>Typical release time</b>	10 ms
<b>Operating voltage display</b>	Yellow LED
<b>Protective circuit</b>	Bridge rectifier Bridge rectifier

### Contact side

<b>Contact type</b>	1 PDT
<b>Contact material</b>	AgNi
<b>Maximum switching voltage</b>	250 V AC/DC (The separating plate PLC-ATP should be installed for voltages larger than 250 V (L1, L2, L3) between identical terminal blocks in adjacent modules. Potential bridging is then carried out with FBST 8-PLC... or ...FBST 500...)
<b>Minimum switching voltage</b>	12 V DC (at 10 mA)
<b>Maximum inrush current</b>	30 A (300 ms)
<b>Min. switching current</b>	10 mA (at 12 V)
<b>Limiting continuous current</b>	10 A
<b>Limiting continuous current</b>	6 A (value applies to connections 12. If connections 12 are bridged, the normal value applies.)
<b>Interrupting rating (ohmic load) max.</b>	240 W (at 24 V DC)
<b>Interrupting rating (ohmic load) max.</b>	58 W (at 48 V DC)
<b>Interrupting rating (ohmic load) max.</b>	48 W (at 60 V DC)
<b>Interrupting rating (ohmic load) max.</b>	50 W (at 110 V DC)
<b>Interrupting rating (ohmic load) max.</b>	80 W (at 220 V DC)
<b>Interrupting rating (ohmic load) max.</b>	2500 VA (for 250 V AC)
<b>Interrupting rating (ohmic load) max. bridged</b>	144 W (for 24 V DC. Value applies to connections 12. If connections 12 are bridged, the normal value applies.)
<b>Interrupting rating (ohmic load) max. bridged</b>	1500 VA (for 250 V AC. Value applies to connections 12. If connections 12 are bridged, the normal value applies.)

### General

<b>Test voltage relay winding/relay contact</b>	4 kV AC (50 Hz, 1 min.)
<b>Operating mode</b>	100% operating factor
<b>Mechanical service life</b>	3 x 10 <sup>7</sup> cycles
<b>Inflammability class according to UL 94</b>	V0
<b>Name</b>	Standards/regulations
<b>Standards/regulations</b>	IEC 60664
<b>Standards/regulations</b>	EN 50178
<b>Standards/regulations</b>	IEC 62103
<b>Rated surge voltage / insulation</b>	6 kV / Safe isolation, increased insulation
<b>Pollution degree</b>	2
<b>Surge voltage category</b>	III
<b>Mounting position</b>	Any
<b>Assembly instructions</b>	In rows with zero spacing

### Connection data

<b>Connection method</b>	Screw connection
--------------------------	------------------

# Relay Module - PLC-RSC- 24UC/21HC - 2967633

## Technical data

### Connection data

Conductor cross section solid min.	0.14 mm <sup>2</sup>
Conductor cross section solid max.	2.5 mm <sup>2</sup>
Conductor cross section stranded min.	0.14 mm <sup>2</sup>
Conductor cross section stranded max.	2.5 mm <sup>2</sup>
Conductor cross section AWG/kcmil min.	26
Conductor cross section AWG/kcmil max	14
Stripping length	8 mm
Screw thread	M3

## classifications

### eCl@ss

eCl@ss 4.0	27371102
eCl@ss 4.1	27371102
eCl@ss 5.0	27371001
eCl@ss 5.1	27371001
eCl@ss 6.0	27371001
eCl@ss 7.0	27371001
eCl@ss 8.0	27371001

### ETIM

ETIM 2.0	EC000196
ETIM 3.0	EC000196
ETIM 4.0	EC000196
ETIM 5.0	EC000196

### UNSPSC

UNSPSC 6.01	30211916
UNSPSC 7.0901	39121515
UNSPSC 11	39121515
UNSPSC 12.01	39121515
UNSPSC 13.2	39121515

## approvals







UL Recognized / UL Listed / cUL Recognized / GOST / cUL Listed / GL / cULus Recognized / cULus Listed /

### Approval details



# Relay Module - PLC-RSC- 24UC/21HC - 2967633

approvals



accessories

## Mounting rail

NS 35/ 7,5 V2A UNPERF 2000MM - 0801377



NS 35/ 7,5 PERF 2000MM - 0801733



## Relay Module - PLC-RSC- 24UC/21HC - 2967633

### accessories

---

NS 35/ 7,5 CU UNPERF 2000MM - 0801762



NS 35/15 UNPERF 2000MM - 1201714



NS 35/15 CU UNPERF 2000MM - 1201895



NS 35/15-2,3 UNPERF 2000MM - 1201798



NS 35/15 AL UNPERF 2000MM - 1201756



## Relay Module - PLC-RSC- 24UC/21HC - 2967633

### accessories

NS 35/15 PERF 2000MM - 1201730



NS 35/ 7,5 UNPERF 2000MM - 0801681



### Terminal marking

ZB10/WH-100:UNBEDRUCKT - 5060883



ZB 10:UNBEDRUCKT - 1053001



### Labeled terminal marker

ZB10,LGS:FORTL.ZAHLEN - 1053014



### Partition plate

## Relay Module - PLC-RSC- 24UC/21HC - 2967633

### accessories

PLC-ATP BK - 2966841



---

### Power module

PLC-ESK GY - 2966508



---

### Screwdriver tools

SZF 1-0,6X3,5 - 1204517



---

### Bridge

FBST 500-PLC RD - 2966786



FBST 500-PLC BU - 2966692



## Relay Module - PLC-RSC- 24UC/21HC - 2967633

### accessories

FBST 500-PLC GY - 2966838



---

FBST 6-PLC RD - 2966236



---

FBST 6-PLC BU - 2966812



---

FBST 6-PLC GY - 2966825



---

FBST 8-PLC GY - 2967688



---

FBST 14-PLC BK - 2967691



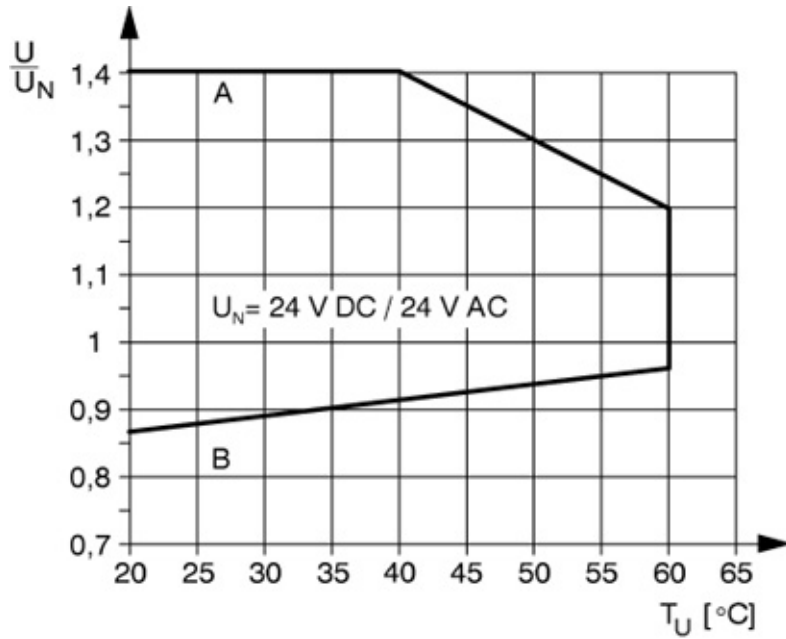


# Relay Module - PLC-RSC- 24UC/21HC - 2967633

accessories

## Drawings

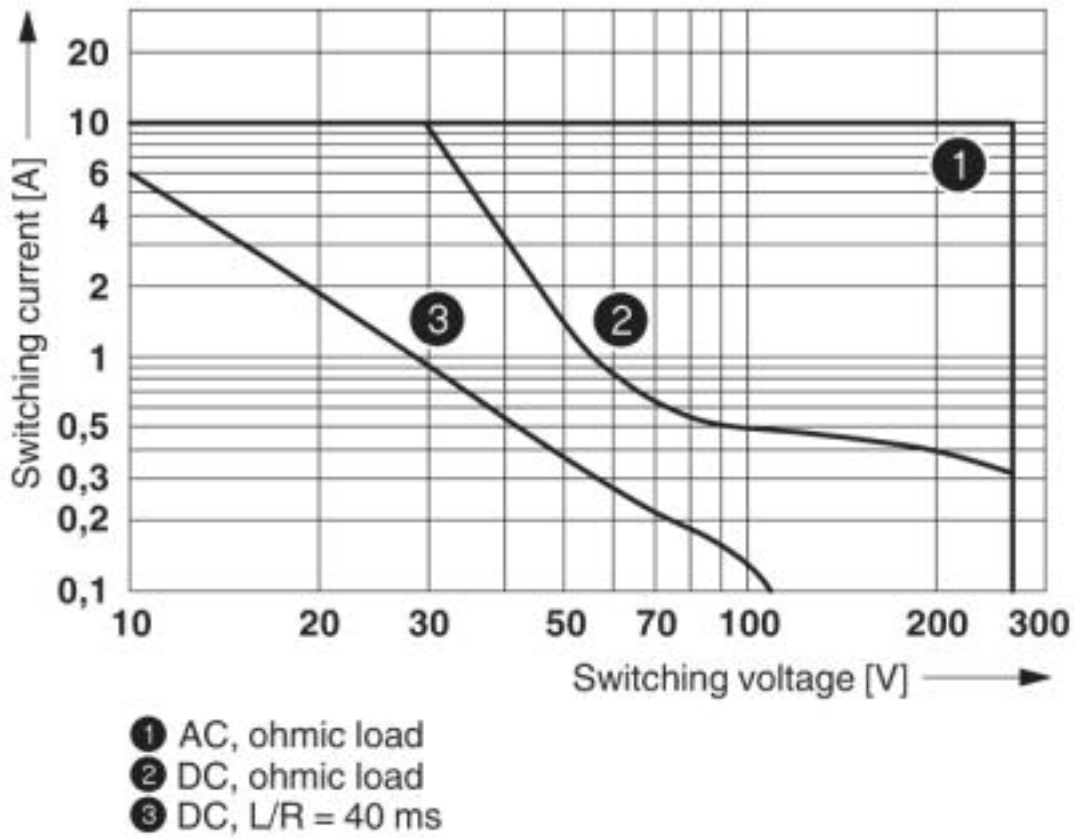
Diagram



Curve A Maximum permissible continuous voltage  $U_{\text{max}}$  with limiting continuous current on the contact side (see relevant technical data)  
Curve B Minimum permissible operate voltage  $U_{\text{op}}$  after pre-excitation (see relevant technical data)

# Relay Module - PLC-RSC- 24UC/21HC - 2967633

Diagram



Interrupting rating

# Relay Module - PLC-RSC- 24UC/21HC - 2967633

Circuit diagram

