

Relay Module - PLC-RPT- 12DC/21HC - 2900290

Please be informed that the data shown in this PDF Document is generated from our Online Catalog. Please find the complete data in the user's documentation. Our General Terms of Use for Downloads are valid (<http://download.phoenixcontact.com>)



PLC-INTERFACE, consisting of PLC-BPT.../21 HC basic terminal block with Push-in connection and plug-in miniature relay for high continuous current, for mounting on NS 35/7,5 DIN rail, 1 PDT, input voltage: 12 V DC, limiting continuous current up to 10 A

The figure shows a version with a screw connection

Product Features

- Efficient connection to system cabling using V8 adapter
- All common input voltages of 12 V DC to 230 V AC
- Long electrical service life thanks to 16 A relay
- Safe isolation according to DIN EN 50178 between coil and contact
- Max. continuous current of 10 A
- Functional plug-in bridges



Key commercial data

package_quantity	10
GTIN	4046356509251

Technical data

Note:

Utilization restriction	EMC: class A product, see manufacturer's declaration in the download area
--------------------------------	---

Dimensions

Width	14 mm
Height	80 mm
Depth	94 mm

Ambient conditions

Ambient temperature (operation)	-40 °C ... 60 °C
Ambient temperature (storage/transport)	-40 °C ... 85 °C

Coil side

Nominal input voltage U_N	12 V DC
Nominal input current at U_{IN}	33 mA
Typical response time	8 ms

Relay Module - PLC-RPT- 12DC/21HC - 2900290

Technical data

Coil side

Typical release time	10 ms
Operating voltage display	Yellow LED
Protective circuit	Protection against polarity reversal Polarity protection diode
Protective circuit	Free-wheeling diode Damping diode

Contact side

Contact type	1 PDT
Contact material	AgNi
Maximum switching voltage	250 V AC/DC (The separating plate PLC-ATP should be installed for voltages larger than 250 V (L1, L2, L3) between identical terminal blocks in adjacent modules. Potential bridging is then carried out with FBST 8-PLC... or ...FBST 500...)
Minimum switching voltage	12 V AC/DC
Maximum inrush current	30 A (300 ms)
Min. switching current	100 mA
Limiting continuous current	10 A
Limiting continuous current	6 A (value applies to connections 12. If connections 12 are bridged, the normal value applies.)
Interrupting rating (ohmic load) max.	240 W (at 24 V DC)
Interrupting rating (ohmic load) max.	58 W (at 48 V DC)
Interrupting rating (ohmic load) max.	48 W (at 60 V DC)
Interrupting rating (ohmic load) max.	50 W (at 110 V DC)
Interrupting rating (ohmic load) max.	80 W (at 220 V DC)
Interrupting rating (ohmic load) max.	2500 VA (for 250 V AC)
Interrupting rating (ohmic load) max. bridged	144 W (for 24 V DC. Value applies to connections 12. If connections 12 are bridged, the normal value applies.)
Interrupting rating (ohmic load) max. bridged	1500 VA (for 250 V AC. Value applies to connections 12. If connections 12 are bridged, the normal value applies.)

General

Operating mode	100% operating factor
Mechanical service life	3 x 10 ⁷ cycles
Inflammability class according to UL 94	V0
Name	Standards/regulations
Standards/regulations	IEC 60664
Standards/regulations	EN 50178
Standards/regulations	IEC 62103
Rated surge voltage / insulation	6 kV / Safe isolation, increased insulation
Pollution degree	2
Surge voltage category	III
Mounting position	Any
Assembly instructions	In rows with zero spacing

Connection data

Connection method	Push-in connection
--------------------------	--------------------

Relay Module - PLC-RPT- 12DC/21HC - 2900290

Technical data

Connection data

Conductor cross section solid min.	0.14 mm ²
Conductor cross section solid max.	2.5 mm ²
Conductor cross section stranded min.	0.14 mm ²
Conductor cross section stranded max.	2.5 mm ²
Conductor cross section AWG/kcmil min.	26
Conductor cross section AWG/kcmil max	14
Stripping length	8 mm

classifications

eCl@ss

eCl@ss 4.0	27371001
eCl@ss 4.1	27371001
eCl@ss 5.0	27371001
eCl@ss 5.1	27371001
eCl@ss 6.0	27371001
eCl@ss 7.0	27371001
eCl@ss 8.0	27371001

ETIM

ETIM 4.0	EC000196
ETIM 5.0	EC000196

UNSPSC

UNSPSC 6.01	30211916
UNSPSC 7.0901	39121515
UNSPSC 11	39121515
UNSPSC 12.01	39121515
UNSPSC 13.2	39121515

approvals

GL / UL Listed / cUL Listed / UL Recognized / cUL Recognized / cULus Recognized / cULus Listed /





Approval details

GL

--

Relay Module - PLC-RPT- 12DC/21HC - 2900290

approvals



accessories

Mounting rail

NS 35/ 7,5 V2A UNPERF 2000MM - 0801377



NS 35/ 7,5 PERF 2000MM - 0801733



Relay Module - PLC-RPT- 12DC/21HC - 2900290

accessories

NS 35/ 7,5 CU UNPERF 2000MM - 0801762



NS 35/15 UNPERF 2000MM - 1201714



NS 35/15 CU UNPERF 2000MM - 1201895



NS 35/15-2,3 UNPERF 2000MM - 1201798



NS 35/15 AL UNPERF 2000MM - 1201756



NS 35/15 PERF 2000MM - 1201730



Relay Module - PLC-RPT- 12DC/21HC - 2900290

accessories

NS 35/ 7,5 UNPERF 2000MM - 0801681



Terminal marking

ZB10/WH-100:UNBEDRUCKT - 5060883



ZB 10:UNBEDRUCKT - 1053001



Labeled terminal marker

ZB10,LGS:FORTL.ZAHLEN - 1053014



Partition plate

PLC-ATP BK - 2966841



Relay Module - PLC-RPT- 12DC/21HC - 2900290

accessories

Power module

PLC-ESK GY - 2966508



Screwdriver tools

SZF 1-0,6X3,5 - 1204517



Bridge

FBST 500-PLC RD - 2966786



FBST 500-PLC BU - 2966692



FBST 500-PLC GY - 2966838



Relay Module - PLC-RPT- 12DC/21HC - 2900290

accessories

FBST 6-PLC RD - 2966236



FBST 6-PLC BU - 2966812



FBST 6-PLC GY - 2966825



FBST 8-PLC GY - 2967688



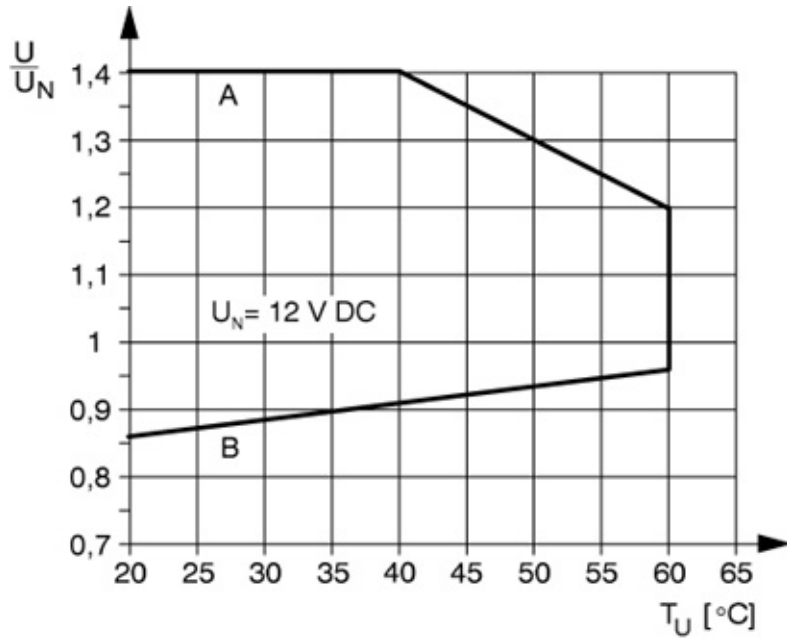
FBST 14-PLC BK - 2967691



Drawings

Relay Module - PLC-RPT- 12DC/21HC - 2900290

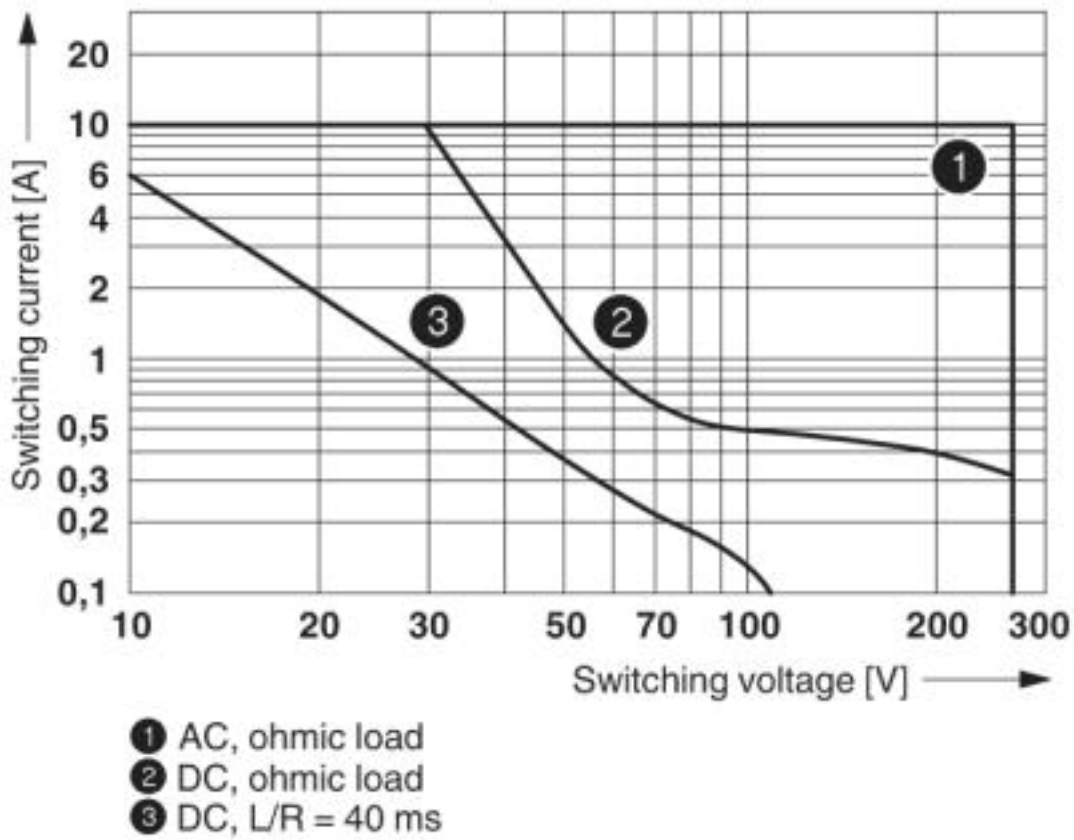
Diagram



Curve A Maximum permissible continuous voltage U_{max} with limiting continuous current on the contact side (see relevant technical data)
Curve B Minimum permissible operate voltage U_{op} after pre-excitation (see relevant technical data)

Relay Module - PLC-RPT- 12DC/21HC - 2900290

Diagram



Interrupting rating

Relay Module - PLC-RPT- 12DC/21HC - 2900290

Circuit diagram

