

# Relay Module - EMG 17-REL/KSR-W230/21-21-LC - 2940430

Please be informed that the data shown in this PDF Document is generated from our Online Catalog. Please find the complete data in the user's documentation. Our General Terms of Use for Downloads are valid (<http://download.phoenixcontact.com>)



Relay module, with soldered-in miniature switching relay, contact (AgNi): Medium to large loads, 2 PDT, input voltage 230 V DC

The illustration shows version EMG 17-REL/KSR- 24/21-21-LC AU, with soldered-in miniature switching relay

## Product Features

- Safe isolation according to DIN EN 50178 between coil and contact
- Integrated input circuit and interference suppression circuit



## Key commercial data

package_quantity	10
GTIN	4017918080105

## Technical data

### Dimensions

Width	17.5 mm
Height	75 mm
Depth	62.5 mm

### Ambient conditions

Ambient temperature (operation)	-20 °C ... 40 °C
Ambient temperature (storage/transport)	-20 °C ... 70 °C

### Coil side

Nominal input voltage $U_N$	230 V AC
Input voltage range in reference to $U_N$	0.85 ... 1.1
Nominal input current at $U_{IN}$	4 mA
Typical response time	7 ms
Typical response time	3 ms ... 12 ms
Typical release time	3 ms
Typical release time range	2 ms ... 9 ms
Operating voltage display	Glow lamp

# Relay Module - EMG 17-REL/KSR-W230/21-21-LC - 2940430

## Technical data

### Coil side

<b>Protective circuit</b>	Bridge rectifier Bridge rectifier
---------------------------	-----------------------------------

### Contact side

<b>Contact type</b>	Single contact, 2-PDT
<b>Contact material</b>	AgNi
<b>Maximum switching voltage</b>	250 V AC/DC
<b>Maximum inrush current</b>	6 A
<b>Limiting continuous current</b>	5 A
<b>Interrupting rating (ohmic load) max.</b>	120 W (at 24 V DC)
<b>Interrupting rating (ohmic load) max.</b>	95 W (at 48 V DC)
<b>Interrupting rating (ohmic load) max.</b>	60 W (at 60 V DC)
<b>Interrupting rating (ohmic load) max.</b>	40 W (at 110 V DC)
<b>Interrupting rating (ohmic load) max.</b>	55 W (at 220 V DC)
<b>Interrupting rating (ohmic load) max.</b>	1250 VA (for 250 V AC)

### General

<b>Note</b>	Only available as AC voltage version.
<b>Test voltage relay winding/relay contact</b>	4 kV AC (50 Hz, 1 min.)
<b>Test voltage relay contact/relay contact</b>	1 kV AC (50 Hz, 1 min.)
<b>Operating mode</b>	100% operating factor
<b>Mechanical service life</b>	Approx. $5 \times 10^7$ cycles
<b>Standards/regulations</b>	IEC 60664
<b>Standards/regulations</b>	EN 50178
<b>Standards/regulations</b>	IEC 62103
<b>Rated surge voltage / insulation</b>	4 kV / Basic isolation, (safe isolation, reinforced insulation and 6 kV between input circuit and output contact current paths.)
<b>Pollution degree</b>	2
<b>Surge voltage category</b>	III
<b>Mounting position</b>	Any
<b>Assembly instructions</b>	In rows with zero spacing

### Connection data

<b>Connection method</b>	Screw connection
<b>Conductor cross section solid min.</b>	0.2 mm <sup>2</sup>
<b>Conductor cross section solid max.</b>	4 mm <sup>2</sup>
<b>Conductor cross section stranded min.</b>	0.2 mm <sup>2</sup>
<b>Conductor cross section stranded max.</b>	2.5 mm <sup>2</sup>
<b>Conductor cross section AWG/kcmil min.</b>	24
<b>Conductor cross section AWG/kcmil max</b>	12
<b>Stripping length</b>	8 mm
<b>Screw thread</b>	M3

# Relay Module - EMG 17-REL/KSR-W230/21-21-LC - 2940430

## classifications

### eCl@ss

eCl@ss 4.0	27371102
eCl@ss 4.1	27371102
eCl@ss 5.0	27371001
eCl@ss 5.1	27371001
eCl@ss 6.0	27371001
eCl@ss 7.0	27371001
eCl@ss 8.0	27371001

### ETIM

ETIM 2.0	EC000196
ETIM 3.0	EC000196
ETIM 4.0	EC000196
ETIM 5.0	EC000196



### UNSPSC

UNSPSC 6.01	30211916
UNSPSC 7.0901	39121515
UNSPSC 11	39121515
UNSPSC 12.01	39121515
UNSPSC 13.2	39121515

## approvals

UL Recognized / cUL Recognized / GOST / cULus Recognized /

### Approval details



# Relay Module - EMG 17-REL/KSR-W230/21-21-LC - 2940430

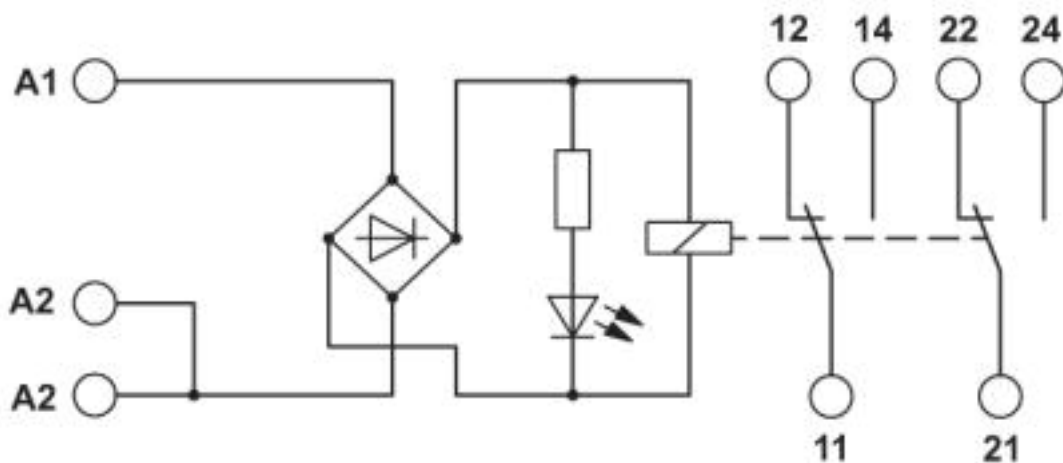
accessories

EMG-GKS 12 - 2947035



## Drawings

Circuit diagram



© Phoenix Contact 2013 - all rights reserved  
<http://www.phoenixcontact.com>