

Uninterruptible power supply - QUINT-DC-UPS/24DC/10 - 2866226

Please be informed that the data shown in this PDF Document is generated from our Online Catalog. Please find the complete data in the user's documentation. Our General Terms of Use for Downloads are valid (<http://download.phoenixcontact.com>)



Uninterruptible power supply 24 V DC/10 A, with integrated 1.3 Ah battery module. In the download area, there is a clearly arranged selection table available with load currents and buffer times, as well as charging times after buffer mode.



Key commercial data

package_quantity	1
GTIN	4017918959722

Technical data

Dimensions

Width	100 mm
Height	130 mm
Depth	125 mm

Ambient conditions

Degree of protection	IP20
Ambient temperature (operation)	0 °C ... 50 °C
Ambient temperature (storage/transport)	0 °C ... 40 °C
Max. permissible relative humidity (operation)	95 % (at 25 °C, no condensation)
Noise immunity	EN 61000-6-2:2005

Input data

Nominal input voltage	24 V DC
Input voltage range DC	22.5 V DC ... 30 V DC
Current consumption	approx. 0.1 A
Current consumption	0.5 A (charging process)
Current consumption	10.5 A (max.)
Current consumption (maximum)	10.5 A (max.)
Current consumption (idle)	approx. 0.1 A
Current consumption (charging process)	0.5 A (charging process)
Buffer period	1.5 min (10 A)
Buffer period	20 min (2 A)
Input fuse	15 A (slow-blow, internal)

Uninterruptible power supply - QUINT-DC-UPS/24DC/10 - 2866226

Technical data

Output data

Nominal output voltage	24 V DC (Normal operation: $U_{in} - 0.5$ V DC, buffer mode: 27.9 to 19.2 V DC)
Output current	10 A
Connection in parallel	No
Connection in series	Yes

General

Disposal	Used batteries must not be thrown away with household waste, they should instead be disposed of in accordance with applicable national regulations. They can also be returned to Phoenix Contact or the manufacturer.
Net weight	1.8 kg
Memory medium	Internal, battery 1.3 Ah
Operating voltage display	Green LED
Efficiency	> 91 %
Insulation voltage input/output	2 kV (routine test)
Insulation voltage input/output	4 kV (type test)
Protection class	II (in an enclosed control cabinet)
MTBF (IEC 61709, SN 29500)	> 500000 h
Mounting position	horizontal DIN rail NS 35, EN 60715
Assembly instructions	Can be aligned: Horizontally 0 mm, vertically 50 mm
Electromagnetic compatibility	Conformance with EMC Directive 2004/108/EC
Noise emission	EN 50081-2
Low Voltage Directive	Conformance with LV directive 2006/95/EC
Standard – Electrical equipment of machines	EN 60204
Standard - Safety of transformers	EN 61558-2-17
Standard - Electrical safety	EN 60950-1/VDE 0805 (SELV)
Standard - Electrical safety	EN 61558-2-17
Shipbuilding approval	Germanischer Lloyd (EMC 2), ABS, DNV
Standard – Electronic equipment for use in electrical power installations and their assembly into electrical power installations	EN 50178/VDE 0160 (PELV)
Standard - Safe isolation	DIN VDE 0100-410
Standard - Safe isolation	DIN VDE 0106-1010
UL approvals	UL/C-UL listed UL 508
UL approvals	UL/C-UL Recognized UL 60950
UL approvals	UL/C-UL Listed UL 1604 Class I, Division 2, Groups A, B, C, D

Connection data, input

Connection method	Pluggable screw connection
Conductor cross section solid min.	0.2 mm ²
Conductor cross section solid max.	2.5 mm ²
Conductor cross section stranded min.	0.2 mm ²
Conductor cross section stranded max.	2.5 mm ²

Uninterruptible power supply - QUINT-DC-UPS/24DC/10 - 2866226

Technical data

Connection data, input

Conductor cross section AWG/kcmil min.	24
Conductor cross section AWG/kcmil max	12
Stripping length	7 mm
Screw thread	M3

Connection data, output

Connection method	Pluggable screw connection
Conductor cross section solid min.	0.2 mm ²
Conductor cross section solid max.	2.5 mm ²
Conductor cross section stranded min.	0.2 mm ²
Conductor cross section stranded max.	2.5 mm ²
Conductor cross section AWG/kcmil min.	24
Conductor cross section AWG/kcmil max	12
Stripping length	7 mm

Signaling

Output description	Power OK
Status display	LED "Power OK" green
Note on status display	Power OK: LED permanently lit
Conductor cross section solid min.	0.2 mm ²
Conductor cross section solid max.	2.5 mm ²
Conductor cross section stranded min.	0.2 mm ²
Conductor cross section stranded max.	2.5 mm ²
Conductor cross section AWG/kcmil min.	24
Conductor cross section AWG/kcmil max	12
Tightening torque, min	0.5 Nm
Tightening torque max	0.6 Nm
Screw thread	M3
Output name	floating
Output description	Alarm
Maximum switching voltage	≤ 30 V AC/DC
Continuous load current	≤ 1 A
Status display	LED red
Note on status display	Alarm: LED permanently lit
Output name	floating
Output description	Battery Charge
Maximum switching voltage	≤ 30 V AC/DC
Continuous load current	≤ 1 A
Status display	LED yellow, flashing
Note on status display	Battery charge: LED flashing
Output name	floating
Output description	Battery Mode

Uninterruptible power supply - QUINT-DC-UPS/24DC/10 - 2866226

Technical data

Signaling

Type of signaling	LED, relay contact
Maximum switching voltage	≤ 30 V AC/DC
Continuous load current	≤ 1 A
Status display	Yellow LED
Note on status display	Battery mode: LED permanently lit

classifications

eCl@ss

eCl@ss 4.0	27040603
eCl@ss 4.1	27040603
eCl@ss 5.0	27040603
eCl@ss 5.1	27040603
eCl@ss 6.0	27040603
eCl@ss 7.0	27040603
eCl@ss 8.0	27040603

ETIM

ETIM 2.0	EC000382
ETIM 3.0	EC000382
ETIM 4.0	EC000382
ETIM 5.0	EC000382


UNSPSC

UNSPSC 6.01	30211510
UNSPSC 7.0901	39121011
UNSPSC 11	39121011
UNSPSC 12.01	39121011
UNSPSC 13.2	39121011

approvals





UL Listed / cUL Listed / cULus Listed / UL Recognized / UL Listed / cUL Recognized / GOST / cUL Listed / GL / DNV / cULus Recognized / cULus Listed /

Approval details



Uninterruptible power supply - QUINT-DC-UPS/24DC/10 - 2866226

approvals



accessories

Assembly adapter

Uninterruptible power supply - QUINT-DC-UPS/24DC/10 - 2866226

accessories

UWA 182/52 - 2938235

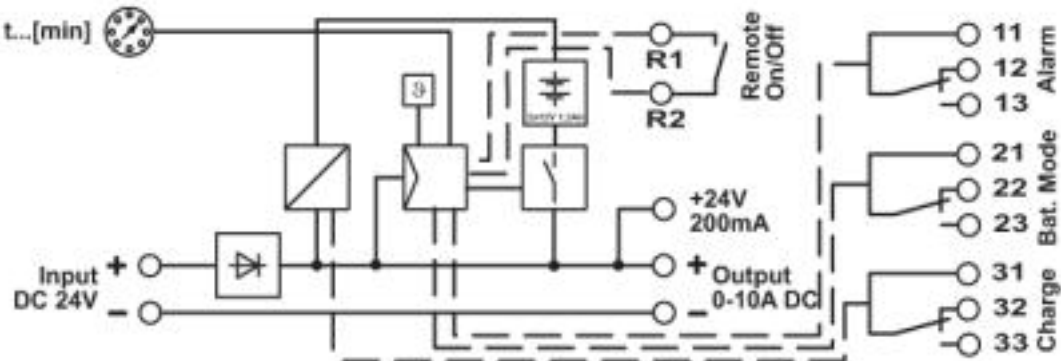
Mounting rail adapter

UTA 107 - 2853983



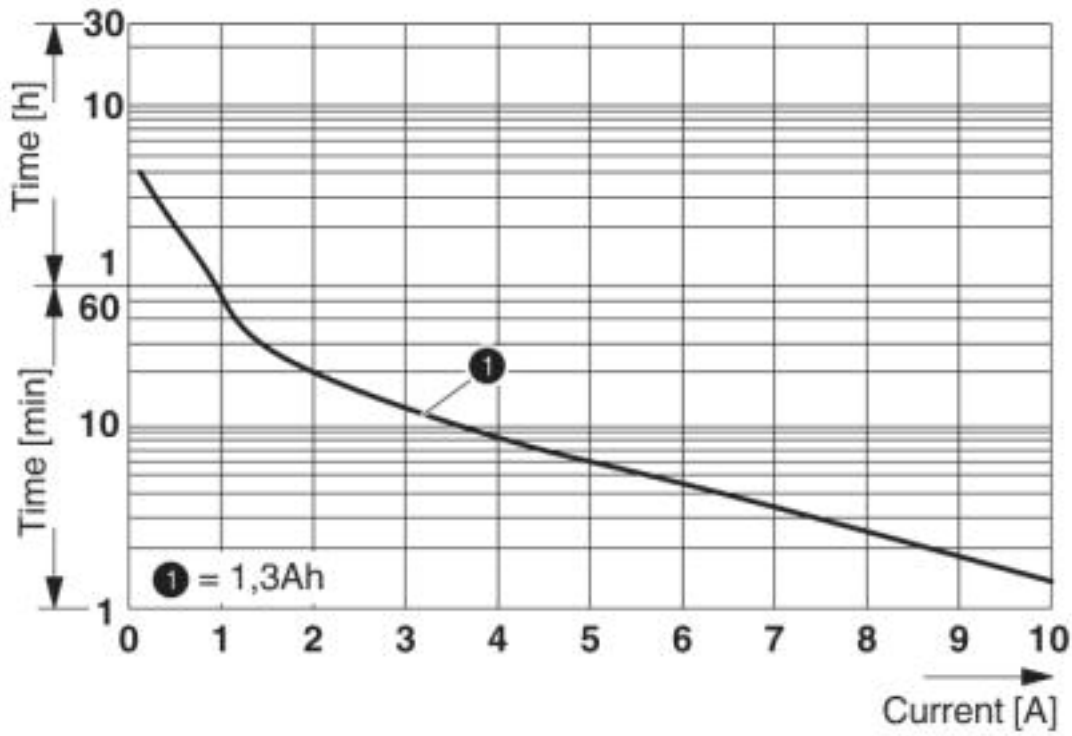
Drawings

Block diagram



Uninterruptible power supply - QUINT-DC-UPS/24DC/10 - 2866226

Diagram



© Phoenix Contact 2013 - all rights reserved
<http://www.phoenixcontact.com>