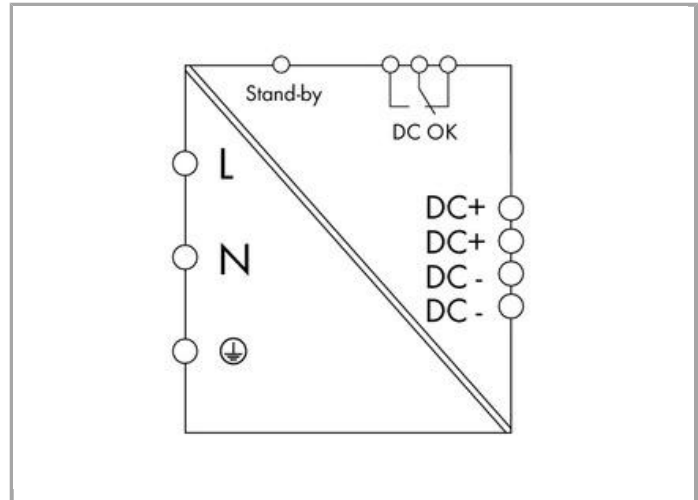


Data sheet | Item number: 787-822

Switched-mode power supply; Pro; 1-phase; 24 VDC output voltage; 5 A output current; TopBoost + PowerBoost; DC OK contact



www.wago.com/787-822



RoHS  Compliant

BOMcheck.net

Item description

Features:

- Switched-mode power supply with PowerBoost and TopBoost
- Stand-by input for switching off the output and minimizing power consumption
- DC OK contact for output monitoring
- Suitable for both parallel and series operation
- Natural convection cooling when horizontally mounted
- Enclosed for use in control cabinets
- Electrically isolated output voltage (SELV) per EN 60950-1/UL 60950-1; PELV per EN 60204

Data

Technical Data

Input

Phases	1
Nominal input voltage $U_{i\text{ nom}}$	100 ... 240 VAC
Input voltage range	85 ... 264 VAC; 120 ... 373 VDC
Nominal mains frequency range	50 ... 60 Hz; 0 Hz
Input current I_i	≤ 0.97 A (230 VAC; 5 ADC)
Discharge current	≤ 1 mA
Inrush current	≤ 30 A (peak)
Power factor correction (PFC)	Passive
Mains failure hold-up time	≥ 35 ms (230 VAC)

Output

Nominal output voltage $U_{o\text{ nom}}$	24 VDC (SELV)
Output voltage range	22 ... 29.5 VDC (adjustable)
Factory preset	24 VDC
Nominal output current $I_{o\text{ nom}}$	5 A (24 VDC)
Nominal output power	120 W
Adjustment accuracy	≤ 1 %
Residual ripple	≤ 70 mV (peak-to-peak)
Current limitation	$1.1 \times I_{o\text{ nom}}$ typ.
Overload behavior	TopBoost/PowerBoost/Constant current mode
PowerBoost	10 ADC (4 s); 7.5 ADC (8 s)
TopBoost	21 ADC (25 ms)

Signaling and communication

Signaling	1 x LED DC OK (green) 1 x LED error (red) 1 x stand-by input 1 x Relaiskontakt DC O.K. (changeover contact)
Operation status indicator	LED green (DC OK) LED red (error)

Efficiency/Power losses:

Power loss P_v	0.5 W (stand-by); 5 W (no load); 14.6 W (nominal load)
Efficiency	87.8 %



Fuse protection:

Internal fuse	T 4 A / 250 VAC
External fuse (required)	an external DC fuse required for DC input voltage
External fuse (recommended)	Circuit breakers 6 A, 10 A, 16 A, characteristic: B or C

Safety and protection:

Insulation voltage (PRI-SEC)	4.242 kV DC
Isolation voltage (PRI-GND)	2.2 kV DC
Insulation voltage (SEC-GND)	0.7 kV DC
Protection class	I
Degree of protection	IP20 (per EN 60529)
Feedback voltage	≤ 35VDC
Overvoltage category	II
Transient protection, primary	Varistor
Short circuit protection	Yes
No-load proof	Yes
Parallel operation	Yes
Series connection	Yes
MTBF	> 500,000 h (per IEC 61709)

Connection data

Connection type (1)	Input/Output
Connection technology	CAGE CLAMP®
WAGO terminal	WAGO 231 Series
Solid conductor	0.08 ... 2.5 mm ² / 28 ... 12 AWG
Fine-stranded conductor	0.08 ... 2.5 mm ² / 28 ... 12 AWG
Strip length	8 ... 9 mm / 0.31 ... 0.35 Inch
Connection type (2)	Signaling
Connection technology 2	CAGE CLAMP®
WAGO terminal 2	WAGO 733 Series
Solid conductor (2)	0.08 ... 0.5 mm ² / 28 ... 20 AWG
Fine-stranded conductor (2)	0.08 ... 0.5 mm ² / 28 ... 20 AWG
Strip length (2)	5 ... 6 mm / 0.2 ... 0.24 Inch

Geometrical Data

Width	57 mm / 2.244 inch
Height	163 mm / 6.417 inch
Length from upper-edge of DIN-35 rail	163 mm / 6.417 inch
Note on dimensions	Height including female connector

Mechanical data

Type of mounting	DIN-35 rail (EN 60715) in 2 positions
------------------	---------------------------------------

Material Data

Weight	1268 g
--------	--------

Environmental Requirements

Surrounding air (operating) temperature	-25 ... 70 °C (Device start at -40 °C type-tested)
Surrounding air (storage) temperature	-25 ... 85 °C
Relative humidity	5 ... 96 % (no condensation permissible)
Derating	-3 %/K (> 50 °C)
Pollution degree	2
Climatic category	3K3 (per EN 60721)

Standards and specifications



Conformity marking	CE
Standards/specifications	EN 60950; EN 61204-3; EN 61558-2-16; UL 60950; UL 508

Commercial data




Country of origin	DE
GTIN	4045454993924
Customs Tariff No.	85044082900
Product Group	6 (Interface Electronics)

Compatible products



















tools






	Item no.: 210-719 Operating tool with partially insulated shaft; Type 1, blade (2.5 x 0.4) mm	www.wago.com/210-719
	Item no.: 210-720 Operating tool with partially insulated shaft; Type 2, blade (3.5 x 0.5) mm	www.wago.com/210-720

Marking accessories

	Item no.: 2009-110 Marking strips; on reel; not stretchable; plain; snap-on type	www.wago.com/2009-110
	Item no.: 210-831 Marking strips; on reel; 2.3 mm wide; plain; Self-adhesive	www.wago.com/210-831
	Item no.: 210-832 Marking strips; on reel; 3 mm wide; plain; Self-adhesive	www.wago.com/210-832

Mounting adapter

	Item no.: 787-895 EPSITRON® wall mount adapter; for screw fixing of 787-8xx devices on mounting plate or wall without DIN 35 rail	www.wago.com/787-895
	Item no.: 787-896 Carrier rail adapter; for mounting 787-8xx devices to a DIN 35 rail	www.wago.com/787-896
	Item no.: 787-897 Carrier rail adapter made of zinc die-cast; for mounting 787-8xx devices to a DIN 35 rail	www.wago.com/787-897
ferrule		
	Item no.: 216-201 Ferrule; Sleeve for 0.5 mm² / AWG 22; insulated; electro-tin plated	www.wago.com/216-201
	Item no.: 216-202 Ferrule; Sleeve for 0.75 mm² / AWG 20; insulated; electro-tin plated	www.wago.com/216-202
	Item no.: 216-203 Ferrule; Sleeve for 1 mm² / AWG 18; insulated; electro-tin plated	www.wago.com/216-203
	Item no.: 216-204 Ferrule; Sleeve for 1.5 mm² / AWG 16; insulated; electro-tin plated	www.wago.com/216-204
	Item no.: 216-221 Ferrule; Sleeve for 0.5 mm² / AWG 22; insulated; electro-tin plated	www.wago.com/216-221
	Item no.: 216-222 Ferrule; Sleeve for 0.75 mm² / AWG 20; insulated; electro-tin plated	www.wago.com/216-222
	Item no.: 216-223 Ferrule; Sleeve for 1 mm² / AWG 18; insulated; electro-tin plated	www.wago.com/216-223
	Item no.: 216-224 Ferrule; Sleeve for 1.5 mm² / AWG 16; insulated; electro-tin plated	www.wago.com/216-224
	Item no.: 216-241 Ferrule; Sleeve for 0.5 mm² / AWG 22; insulated; electro-tin plated; electrolytic copper; gastight crimped; acc. to DIN 46228, Part 4/09.90	www.wago.com/216-241
	Item no.: 216-242 Ferrule; Sleeve for 0.75 mm² / AWG 20; insulated; electro-tin plated; electrolytic copper; gastight crimped; acc. to DIN 46228, Part 4/09.90	www.wago.com/216-242
	Item no.: 216-243 Ferrule; Sleeve for 1 mm² / AWG 18; insulated; electro-tin plated; electrolytic copper; gastight crimped; acc. to DIN 46228, Part 4/09.90	www.wago.com/216-243
	Item no.: 216-244 Ferrule; Sleeve for 1.5 mm² / AWG 16; insulated; electro-tin plated; electrolytic copper; gastight crimped; acc. to DIN 46228, Part 4/09.90	www.wago.com/216-244
	Item no.: 216-262 Ferrule; Sleeve for 0.75 mm² / AWG 20; insulated; electro-tin plated; electrolytic copper; gastight crimped; acc. to DIN 46228, Part 4/09.90	www.wago.com/216-262
	Item no.: 216-263 Ferrule; Sleeve for 1 mm² / AWG 18; insulated; electro-tin plated; electrolytic copper; gastight crimped; acc. to DIN 46228, Part 4/09.90	www.wago.com/216-263
	Item no.: 216-264 Ferrule; Sleeve for 1.5 mm² / AWG 16; insulated; electro-tin plated; electrolytic copper; gastight crimped; acc. to DIN 46228, Part 4/09.90	www.wago.com/216-264

	<p>Item no.: 216-284 Ferrule; Sleeve for 1.5 mm² / AWG 16; insulated; electro-tin plated; electrolytic copper; gastight crimped; acc. to DIN 46228, Part 4/09.90</p>	www.wago.com/216-284
	<p>Item no.: 216-301 Ferrule; Sleeve for 0.25 mm² / AWG 24; insulated; electro-tin plated</p>	www.wago.com/216-301
	<p>Item no.: 216-302 Ferrule; Sleeve for 0.34 mm² / AWG 24; insulated; electro-tin plated</p>	www.wago.com/216-302
	<p>Item no.: 216-321 Ferrule; Sleeve for 0.25 mm² / AWG 24; insulated; electro-tin plated</p>	www.wago.com/216-321
	<p>Item no.: 216-322 Ferrule; Sleeve for 0.34 mm² / AWG 24; insulated; electro-tin plated</p>	www.wago.com/216-322

Downloads

Documentation

Bid Text

787-822 Stromversorgung EPSITRON	Jan 14, 2016	DOC 35.3 kB	Download
-------------------------------------	--------------	----------------	----------

Instruction Leaflet

Primary Switch Mode Power Supply EPSITRON-PRO-Power 24 VDC, 5 A, SELV	Apr 10, 2017	PDF 253.1 kB	Download
--	--------------	-----------------	----------

Additional Information

Disposal; Electrical and electronic equipment, Packaging	Oct 15, 2018	265.8 kB	Download
--	--------------	----------	----------

Engineering-Software

Configuration and Commissioning Software

Used for line length calculation The conductor length calculation assists in planning the secondary fuse protection for conductors to power supply devices from the EPSITRON® PRO power family (787-8xx) as well as EPSITRON(R) CLASSIC Power family (787-16xx). After choosing a 787-8xx and 787-16xx power supply unit, the desired conductor size and associated fuse can be selected. The software tool then calculates the maximum conductor length at which the fuse functions correctly, while also considering the conductor and transfer resistances. The user can select a base load.	1.3.3 Apr 26, 2017	EXE 428.0 kB	Download
--	-----------------------	-----------------	----------

smartDATA

CAD data



3D Download 787-822

URL

Download

Product family

EPSITRON PRO Power

EPSITRON® PRO POWER: Professional and Efficient Power Supply with Extra Power

[Show all products from the family](#)

Subject to changes.

WAGO Kontakttechnik GmbH & Co. KG

Hansastr. 27

32423 Minden

Phone: +49571 887-0 | Fax: +49571 887-169

Email: info.de@wago.com | Web: www.wago.com

Do you have any questions about our products?

We are always happy to take your call at +49 (571) 887-44222.