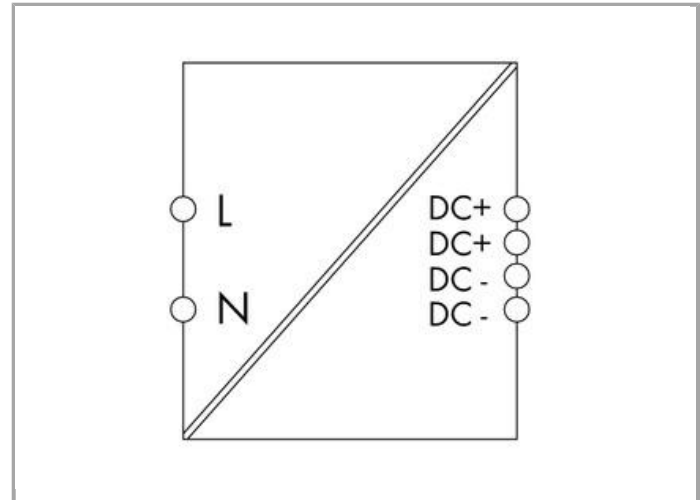


Data sheet | Item number: 787-1011

Switched-mode power supply; EPSITRON® COMPACT Power; 1-phase; 12 VDC output voltage; 4 A output current



www.wago.com/787-1011



Item description

Features:

- Switched-mode power supply
- Natural convection cooling when horizontally mounted
- Stepped profile, ideal for distribution boards or distribution boxes
- Overhead mounting is possible with derating
- Suitable for both parallel and series operation
- Electrically isolated output voltage (SELV) per EN 60950-1/UL 60950-1; PELV per EN 60204

Data

Technical Data

Input

Phases	1
Nominal input voltage $U_{i\text{ nom}}$	100 ... 240 VAC
Input voltage range	85 ... 264 VAC; 120 ... 373 VDC
Input voltage derating	$I_o \leq 3.5 \text{ A}$ (< 100 VAC)
Nominal mains frequency range	44 ... 66 Hz; 0 Hz
Input current I_i	$\leq 0.5 \text{ A}$ (230 VAC); $\leq 0.9 \text{ A}$ (110 VAC)
Discharge current	$\leq 1 \text{ mA}$
Inrush current	$\leq 30 \text{ A}$ (NTC)
Power factor correction (PFC)	Passive
Mains failure hold-up time	$\geq 80 \text{ ms}$ (230 VAC); $\geq 10 \text{ ms}$ (110 VAC)

Output

Nominal output voltage $U_{o\text{ nom}}$	12 VDC (SELV)
Output voltage range	10.5 ... 15.5 VDC (adjustable)
Factory preset	12 VDC
Nominal output current $I_{o\text{ nom}}$	4 A (12 VDC); 2.4 A (in any mounting position)
Nominal output power	48 W
Adjustment accuracy	$\leq 2 \%$
Residual ripple	$\leq 100 \text{ mV}$ (peak-to-peak)
Current limitation	$1.1 \times I_{o\text{ nom}}$ typ.
Overload behavior	Constant current

Signaling and communication

Signaling	1 x LED operation status indicator (green)
Operation status indicator	LED green (U_o)

Efficiency/Power losses:

Power loss P_v	2.2 W (230 VAC; no load); 8.5 W (230 VAC; nominal load)
Max. power loss $P_{v\text{ max}}$	9 W (100 VAC / 12 VDC; 4 A)
Efficiency	85 %

Fuse protection:

Internal fuse	T 2 A / 250 VAC
External fuse (required)	an external DC fuse required for DC input voltage
External fuse (recommended)	Circuit breakers 6 A (characteristic: C), 10 A (characteristic: B) or higher

Safety and protection:

Insulation voltage (PRI-SEC)	4.242 kV DC
Protection class	II
Degree of protection	IP20 (per EN 60529)
Feedback voltage	≤ 25VDC
Overvoltage category	II
Transient protection, primary	Varistor
Overvoltage protection, secondary	≤ 30 VDC (in case of an error)
Short circuit protection	Yes
No-load proof	Yes
Parallel operation	Yes
Series connection	Yes
MTBF	> 500,000 h (per IEC 61709)

Connection data

Connection type (1)	Input/Output
Connection technology	CAGE CLAMP®
WAGO terminal	WAGO 740 Series
Solid conductor	0.08 ... 2.5 mm ² / 28 ... 12 AWG
Fine-stranded conductor	0.08 ... 2.5 mm ² / 28 ... 12 AWG
Strip length	6 ... 7 mm / 0.24 ... 0.28 Inch

Geometrical Data

Width	72 mm / 2.835 inch
Height	89 mm / 3.504 inch
Depth	59 mm / 2.323 inch
Length from upper-edge of DIN-35 rail	55 mm / 2.165 inch

Mechanical data

Type of mounting	DIN-35 rail (EN 60715)
------------------	------------------------

Material Data

Flammability class per UL94	V0
Weight	255 g

Environmental Requirements

Surrounding air (operating) temperature	-25 ... 60 °C (Device start at -40 °C type-tested)
Surrounding air (storage) temperature	-25 ... 80 °C

Surrounding air (operating) temperature for UL	-25 ... 55 °C
Relative humidity	5 ... 96 % (no condensation permissible)
Derating	-3 %/K (> 45 °C)
Pollution degree	2
Climatic category	3K3 (per EN 60721)

Standards and specifications











Conformity marking	CE
Standards/specifications	EN 60950-1; EN 61204-3; UL 60950-1; UL 508; DNV GL






Commercial data

Country of origin	DE
GTIN	4050821297604
Customs Tariff No.	85044082900
Product Group	6 (Interface Electronics)


Compatible products

ferrule



	Item no.: 216-201 Ferrule; Sleeve for 0.5 mm ² / AWG 22; insulated; electro-tin plated	www.wago.com/216-201
	Item no.: 216-202 Ferrule; Sleeve for 0.75 mm ² / AWG 20; insulated; electro-tin plated	www.wago.com/216-202
	Item no.: 216-203 Ferrule; Sleeve for 1 mm ² / AWG 18; insulated; electro-tin plated	www.wago.com/216-203
	Item no.: 216-221 Ferrule; Sleeve for 0.5 mm ² / AWG 22; insulated; electro-tin plated	www.wago.com/216-221
	Item no.: 216-222 Ferrule; Sleeve for 0.75 mm ² / AWG 20; insulated; electro-tin plated	www.wago.com/216-222
	Item no.: 216-223 Ferrule; Sleeve for 1 mm ² / AWG 18; insulated; electro-tin plated	www.wago.com/216-223
	Item no.: 216-241 Ferrule; Sleeve for 0.5 mm ² / AWG 22; insulated; electro-tin plated; electrolytic copper; gastight crimped; acc. to DIN 46228, Part 4/09.90	www.wago.com/216-241
	Item no.: 216-242 Ferrule; Sleeve for 0.75 mm ² / AWG 20; insulated; electro-tin plated; electrolytic copper; gastight crimped; acc. to DIN 46228, Part 4/09.90	www.wago.com/216-242
	Item no.: 216-243 Ferrule; Sleeve for 1 mm ² / AWG 18; insulated; electro-tin plated; electrolytic copper; gastight crimped; acc. to DIN 46228, Part 4/09.90	www.wago.com/216-243
	Item no.: 216-262 Ferrule; Sleeve for 0.75 mm ² / AWG 20; insulated; electro-tin plated; electrolytic copper; gastight crimped; acc. to DIN 46228, Part 4/09.90	www.wago.com/216-262
	Item no.: 216-263	

	Ferrule; Sleeve for 1 mm ² / AWG 18; insulated; electro-tin plated; electrolytic copper; gastight crimped; acc. to DIN 46228, Part 4/09.90	www.wago.com/216-263
	Item no.: 216-301 Ferrule; Sleeve for 0.25 mm ² / AWG 24; insulated; electro-tin plated	www.wago.com/216-301
	Item no.: 216-302 Ferrule; Sleeve for 0.34 mm ² / AWG 24; insulated; electro-tin plated	www.wago.com/216-302
	Item no.: 216-321 Ferrule; Sleeve for 0.25 mm ² / AWG 24; insulated; electro-tin plated	www.wago.com/216-321
	Item no.: 216-322 Ferrule; Sleeve for 0.34 mm ² / AWG 24; insulated; electro-tin plated	www.wago.com/216-322

Marking accessories

	Item no.: 210-831 Marking strips; on reel; 2.3 mm wide; plain; Self-adhesive	www.wago.com/210-831
	Item no.: 210-832 Marking strips; on reel; 3 mm wide; plain; Self-adhesive	www.wago.com/210-832

tools

	Item no.: 210-720 Operating tool with partially insulated shaft; Type 2, blade (3.5 x 0.5) mm	www.wago.com/210-720
	Item no.: 210-769 SCREWDRIVER	www.wago.com/210-769

Downloads

Documentation

Bid Text

787-1011 Stromversorgung EPSITRON	Jan 14, 2016	DOC 32.3 kB	Download
--------------------------------------	--------------	----------------	----------

Instruction Leaflet

Primary Switch Mode Power Supply EPSITRON COMPACT Power 12 VDC, 4 A	Dec 1, 2015	PDF 621.3 kB	Download
--	-------------	-----------------	----------

Additional Information

Disposal; Electrical and electronic equipment, Packaging	Oct 15, 2018	265.8 kB	Download
--	--------------	----------	----------

smartDATA

CAD data



3D Download 787-1011

URL

Download

Product family

EPSITRON COMPACT Power

EPSITRON® COMPACT POWER: Compact, High-Performance Power Supplies

[Show all products from the family](#)

Subject to changes.