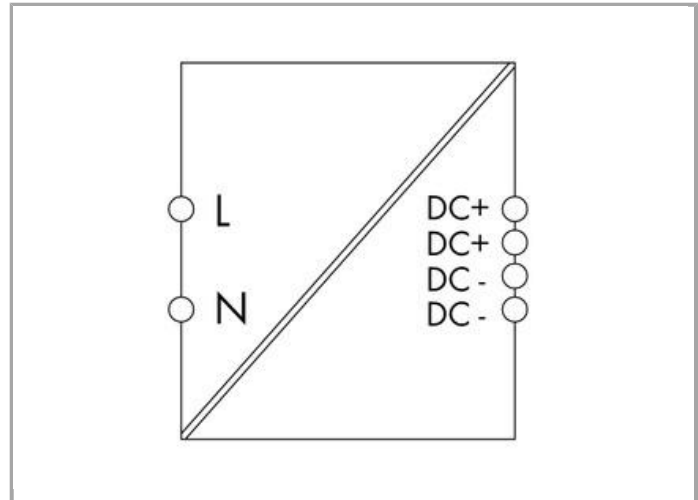


## Data sheet | Item number: 787-1012

Switched-mode power supply; Compact; 1-phase; 24 VDC output voltage;  
2.5 A output current

[www.wago.com/787-1012](http://www.wago.com/787-1012)



### Item description

#### Features:

- Switched-mode power supply
- Natural convection cooling when horizontally mounted
- Stepped profile, ideal for distribution boards or distribution boxes
- Overhead mounting is possible with derating
- Suitable for both parallel and series operation
- Electrically isolated output voltage (SELV) per EN 60950-1/UL 60950-1; PELV per EN 60204

### Data

#### Technical Data



## Input

Phases	1
Nominal input voltage $U_{i\text{ nom}}$	100 ... 240 VAC
Input voltage range	85 ... 264 VAC; 120 ... 373 VDC
Input voltage derating	$I_o \leq 2 \text{ A} (< 100 \text{ VAC}); I_o \leq 1.8 \text{ A} (< 90 \text{ VAC})$
Nominal mains frequency range	44 ... 66 Hz; 0 Hz
Input current $I_i$	$\leq 0.6 \text{ A} (230 \text{ VAC}); \leq 1.4 \text{ A} (110 \text{ VAC})$
Discharge current	$\leq 1 \text{ mA}$
Inrush current	$\leq 30 \text{ A} (\text{NTC})$
Power factor correction (PFC)	Passive
Mains failure hold-up time	$\geq 80 \text{ ms} (230 \text{ VAC}); \geq 10 \text{ ms} (110 \text{ VAC})$

## Output

Nominal output voltage $U_{o\text{ nom}}$	24 VDC (SELV)
Output voltage range	22.8 ... 26.4 VDC (adjustable)
Factory preset	24 VDC
Nominal output current $I_{o\text{ nom}}$	2.5 A (24 VDC); 1.6 A (in any mounting position)
Nominal output power	60 W
Adjustment accuracy	$\leq 2 \%$
Residual ripple	$\leq 100 \text{ mV}$ (peak-to-peak)
Current limitation	$1.1 \times I_{o\text{ nom}}$ typ.
Overload behavior	Constant current

## Signaling and communication

Signaling	1 x LED operation status indicator (green)
Operation status indicator	LED green ( $U_o$ )

## Efficiency/Power losses:

Power loss $P_v$	2.2 W (230 VAC; no load); 8.5 W (230 VAC; nominal load)
Max. power loss $P_{v\text{ max.}}$	10.5 W (100 VAC / 24 VDC; 2.5 A)
Efficiency	88 %

## Fuse protection:

Internal fuse	T 2 A / 250 VAC
External fuse (required)	an external DC fuse required for DC input voltage
External fuse (recommended)	Circuit breakers 6 A (characteristic: C), 10 A (characteristic: B) or higher

### Safety and protection:

Insulation voltage (PRI-SEC)	4.242 kV DC
Protection class	II
Degree of protection	IP20 (per EN 60529)
Feedback voltage	≤ 30VDC
Overvoltage category	II
Transient protection, primary	Varistor
Overvoltage protection, secondary	≤ 40 VDC (in case of an error)
Short circuit protection	Yes
No-load proof	Yes
Parallel operation	Yes
Series connection	Yes
MTBF	> 500,000 h (per IEC 61709)

### Connection data

Connection type (1)	Input/Output
Connection technology	CAGE CLAMP®
WAGO terminal	WAGO 740 Series
Solid conductor	0.08 ... 2.5 mm <sup>2</sup> / 28 ... 12 AWG
Fine-stranded conductor	0.08 ... 2.5 mm <sup>2</sup> / 28 ... 12 AWG
Strip length	6 ... 7 mm / 0.24 ... 0.28 Inch

### Geometrical Data

Width	72 mm / 2.835 inch
Height	89 mm / 3.504 inch
Depth	59 mm / 2.323 inch
Length from upper-edge of DIN-35 rail	55 mm / 2.165 inch

### Mechanical data

Type of mounting	DIN-35 rail (EN 60715)
------------------	------------------------

### Material Data

Flammability class per UL94	V0
Weight	255 g

### Environmental Requirements

Surrounding air (operating) temperature	-25 ... 60 °C (Device start at -40 °C type-tested)
Surrounding air (storage) temperature	-25 ... 80 °C

Surrounding air (operating) temperature for UL	-25 ... 55 °C
Relative humidity	5 ... 96 % (no condensation permissible)
Derating	-3 %/K (> 45 °C)
Pollution degree	2
Climatic category	3K3 (per EN 60721)

## Standards and specifications


Conformity marking	CE
Standards/specifications	EN 60950-1; EN 61204-3; UL 60950-1; UL 508; DNV GL

## Commercial data

Country of origin	DE
GTIN	4050821297598
Customs Tariff No.	85044082900
Product Group	6 (Interface Electronics)



## Approvals / Certificates

### Ship Approvals





Logo	Approval	Certificate name
	<b>DNV GL</b> Det Norske Veritas, Germanischer Lloyd	TAA00000KT










## Compatible products

### Marking accessories

	<b>Item no.: 210-831</b> Marking strips; on reel; 2.3 mm wide; plain; Self-adhesive	<a href="http://www.wago.com/210-831">www.wago.com/210-831</a>
	<b>Item no.: 210-832</b> Marking strips; on reel; 3 mm wide; plain; Self-adhesive	<a href="http://www.wago.com/210-832">www.wago.com/210-832</a>

### ferrule

	<b>Item no.: 216-201</b> Ferrule; Sleeve for 0.5 mm <sup>2</sup> / AWG 22; insulated; electro-tin plated	<a href="http://www.wago.com/216-201">www.wago.com/216-201</a>
	<b>Item no.: 216-202</b> Ferrule; Sleeve for 0.75 mm <sup>2</sup> / AWG 20; insulated; electro-tin plated	<a href="http://www.wago.com/216-202">www.wago.com/216-202</a>
	<b>Item no.: 216-203</b> Ferrule; Sleeve for 1 mm <sup>2</sup> / AWG 18; insulated; electro-tin plated	<a href="http://www.wago.com/216-203">www.wago.com/216-203</a>
	<b>Item no.: 216-221</b> Ferrule; Sleeve for 0.5 mm <sup>2</sup> / AWG 22; insulated; electro-tin plated	<a href="http://www.wago.com/216-221">www.wago.com/216-221</a>

	<b>Item no.: 216-222</b> Ferrule; Sleeve for 0.75 mm <sup>2</sup> / AWG 20; insulated; electro-tin plated	<a href="http://www.wago.com/216-222">www.wago.com/216-222</a>
	<b>Item no.: 216-223</b> Ferrule; Sleeve for 1 mm <sup>2</sup> / AWG 18; insulated; electro-tin plated	<a href="http://www.wago.com/216-223">www.wago.com/216-223</a>
	<b>Item no.: 216-241</b> Ferrule; Sleeve for 0.5 mm <sup>2</sup> / AWG 22; insulated; electro-tin plated; electrolytic copper; gastight crimped; acc. to DIN 46228, Part 4/09.90	<a href="http://www.wago.com/216-241">www.wago.com/216-241</a>
	<b>Item no.: 216-242</b> Ferrule; Sleeve for 0.75 mm <sup>2</sup> / AWG 20; insulated; electro-tin plated; electrolytic copper; gastight crimped; acc. to DIN 46228, Part 4/09.90	<a href="http://www.wago.com/216-242">www.wago.com/216-242</a>
	<b>Item no.: 216-243</b> Ferrule; Sleeve for 1 mm <sup>2</sup> / AWG 18; insulated; electro-tin plated; electrolytic copper; gastight crimped; acc. to DIN 46228, Part 4/09.90	<a href="http://www.wago.com/216-243">www.wago.com/216-243</a>
	<b>Item no.: 216-262</b> Ferrule; Sleeve for 0.75 mm <sup>2</sup> / AWG 20; insulated; electro-tin plated; electrolytic copper; gastight crimped; acc. to DIN 46228, Part 4/09.90	<a href="http://www.wago.com/216-262">www.wago.com/216-262</a>
	<b>Item no.: 216-263</b> Ferrule; Sleeve for 1 mm <sup>2</sup> / AWG 18; insulated; electro-tin plated; electrolytic copper; gastight crimped; acc. to DIN 46228, Part 4/09.90	<a href="http://www.wago.com/216-263">www.wago.com/216-263</a>
	<b>Item no.: 216-301</b> Ferrule; Sleeve for 0.25 mm <sup>2</sup> / AWG 24; insulated; electro-tin plated	<a href="http://www.wago.com/216-301">www.wago.com/216-301</a>
	<b>Item no.: 216-302</b> Ferrule; Sleeve for 0.34 mm <sup>2</sup> / AWG 24; insulated; electro-tin plated	<a href="http://www.wago.com/216-302">www.wago.com/216-302</a>
	<b>Item no.: 216-321</b> Ferrule; Sleeve for 0.25 mm <sup>2</sup> / AWG 24; insulated; electro-tin plated	<a href="http://www.wago.com/216-321">www.wago.com/216-321</a>
	<b>Item no.: 216-322</b> Ferrule; Sleeve for 0.34 mm <sup>2</sup> / AWG 24; insulated; electro-tin plated	<a href="http://www.wago.com/216-322">www.wago.com/216-322</a>
<b>tools</b>		
	<b>Item no.: 210-720</b> Operating tool with partially insulated shaft; Type 2, blade (3.5 x 0.5) mm	<a href="http://www.wago.com/210-720">www.wago.com/210-720</a>
	<b>Item no.: 210-769</b> SCREWDRIVER	<a href="http://www.wago.com/210-769">www.wago.com/210-769</a>

## Downloads

### Documentation

#### Bid Text

787-1012 Stromversorgung EPSITRON	Jan 14, 2016	DOC 32.3 kB	Download
--------------------------------------	--------------	----------------	----------

#### Instruction Leaflet

Primary Switch Mode Power Supply EPSITRON COMPACT Power 24 VDC, 2.5 A	Dec 1, 2015	PDF 621.3 kB	Download
--	-------------	-----------------	----------



---

#### Additional Information

Disposal; Electrical and electronic equipment, Packaging	Oct 15, 2018	Download
		265.8 kB

---

#### smartDATA

##### CAD data

3D Download 787-1012	URL	Download
----------------------	-----	----------

---

#### Product family

EPSITRON COMPACT Power

EPSITRON® COMPACT POWER: Compact, High-Performance Power Supplies

[Show all products from the family](#)

Subject to changes.