

# Hand Held Instrument (1593 Series)

**Version A**

Plastic

Recessed top for membrane display or pad...


Four P.C. card standoffs molded in bottom...



Removable front & rear panels for easy modification (or replace with optional IR panel) - sized to accept most popular connectors...

**Version B**

Recessed top for membrane display or pad...



Four P.C. card standoffs molded in both halves...

**Version C**

Recessed top for membrane display or pad...

Four vertical P.C. card guides molded in...

Long life battery door with our "three snap" location door...



Removable front panel (or replace with optional IR panel) for easy modification - sized to accept most popular connectors...

P.C. card standoffs molded in both halves...

# Hand Held Instrument (1593 Series)

## KEY FEATURES

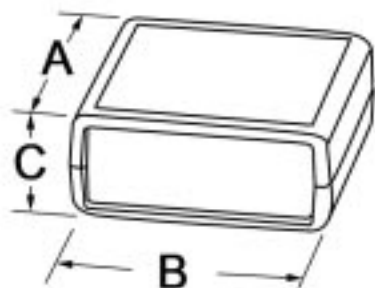
- Electronic instrument enclosures, ideally suited for mounting printed circuit boards.
- Accessory screws for mounting P.C. boards into standoffs P/N **1593ATS50** (qty. 50), P/N **1593ATS100** (qty. 100).
- Ergonomically designed for a comfortable fit into the user's hand.
- Two piece lap joint construction provides protection against dust accumulation and splashing water.
- Molded from a choice of black or grey general purpose ABS plastic.
- Unit is secured with self-tapping screws.

Plastic

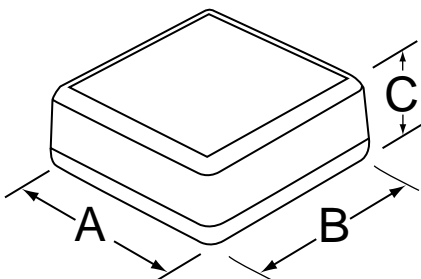
Part Number		Units	Dimensions			Battery Compartment	Front Open (w/panel)	Rear Open (w/panel)	Reference Version
Black	Grey		A	B	C				
<b>1593KBK</b>	<b>1593KGY</b>	inch mm	2.6 66	2.6 66	1.1 28	N	Y	Y	A
<b>1593JBK</b>	<b>1593JGY</b>	inch mm	2.6 66	2.6 66	1.1 28	N	N	N	B
<b>1593SBK</b>	<b>1593SGY</b>	inch mm	3.6 92	2.6 66	.83 21	Y*	Y	N	C
<b>1593PBK</b>	<b>1593PGY</b>	inch mm	3.6 92	2.6 66	1.1 28	Y	Y	N	C
<b>1593TBK</b>	<b>1593TGY</b>	inch mm	4.4 112	2.6 66	.83 21	Y*	Y	N	C
<b>1593QBK</b>	<b>1593QGY</b>	inch mm	4.4 112	2.6 66	1.1 28	Y	Y	N	C
<b>1593DBK</b>	<b>1593DGY</b>	inch mm	4.5 114	1.4 36	1.0 25	N	Y	Y	A
<b>1593YBK</b>	<b>1593YGY</b>	inch mm	5.5 140	2.6 66	1.1 28	Y	Y	N	C
<b>1593XBK</b>	<b>1593XGY</b>	inch mm	5.5 140	2.6 66	1.1 28	N	Y	Y	A

NOTES: \* Due to their low profile design, the 1593S & 1593T models will not accept batteries larger than AAA.

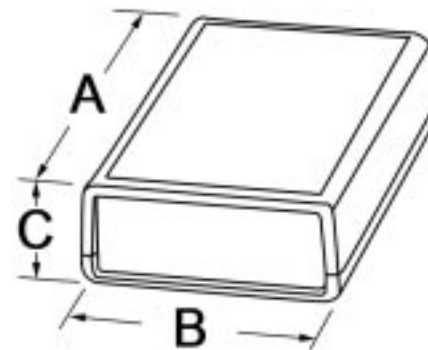
### Version A




### Version B



### Version C



## ACCESSORIES



### Optional Infrared Panel

Sold in packages of 10

**1593DIR10** for 1593D

**1593PIR10** for 1593J, K, P, Q, Y & X

**1593SIR10** for 1593S & T



### Belt or Pocket Clip

Molded from tough nylon, includes 2 nylon screws and mounting template.

Black - **1599CLIP**

Grey - **1599CLIPGY**



### Replacement Screws

Self-tapping, oval head type, #4 x 0.625" (15.9 mm)

**1593MS100** - Package of 100



Hammond Manufacturing Co. Ltd.  
394 Edinburgh Rd. North  
Guelph, Ontario N1H 1E5 CANADA  
© Phone: 519-822-2960 Fax: 519-822-0715



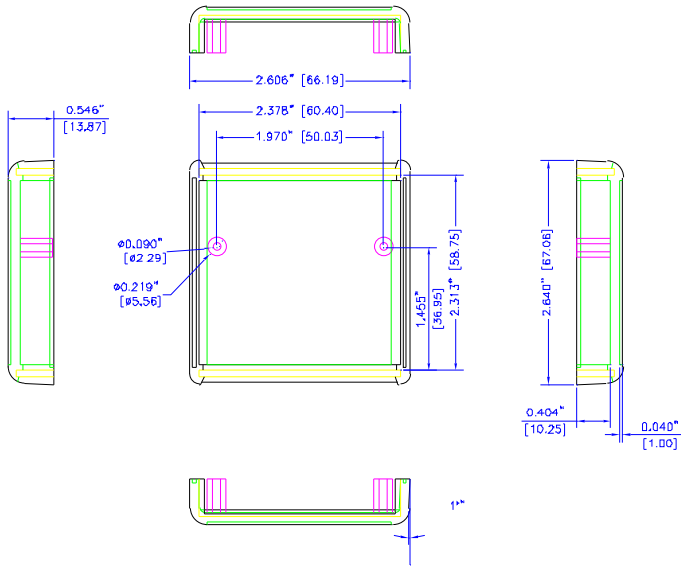
Hammond Manufacturing Co. Inc.  
256 Sonwil Dr.  
Cheektowaga, NY 14225 USA  
Phone: 716-651-0086 Fax: 716-651-0726

# NOTES

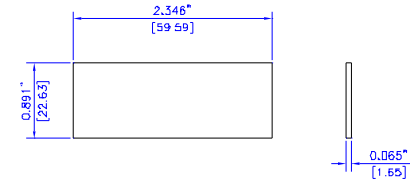
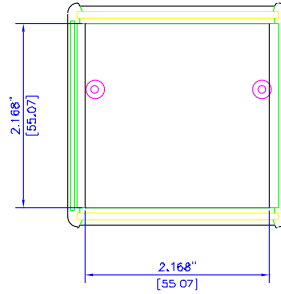
MATERIAL MOLDED USING GENERAL PURPOSE ABS PLASTIC

PARTS COMES WITH SELF TAPPING, OVAL HEAD TYPE, #4 X 0.625" SCREWS. REPLACEMENT PART NUMBER 1593MS100 - PACKAGE OF 100.

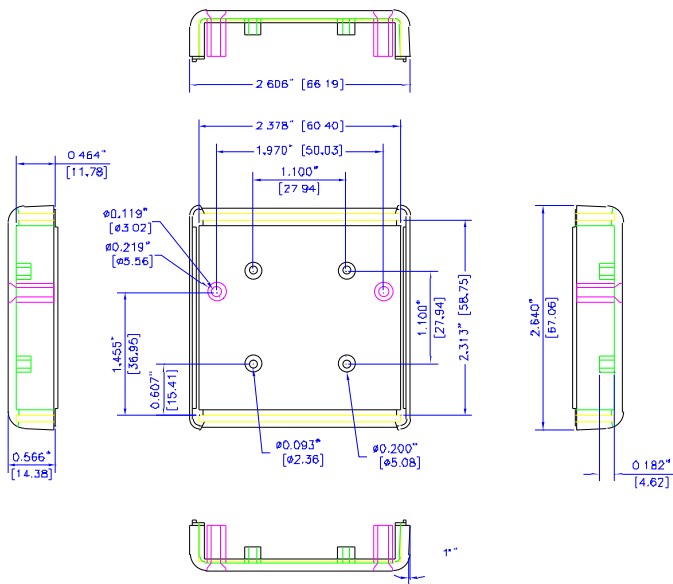
COLOR CHOICE OF BLACK OR GRAY.



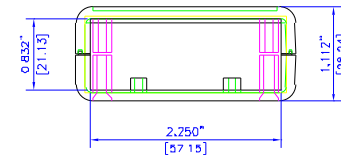
TOP HALF



FRONT PANEL



BOTTOM HALF



ASSEMBLED VIEW

UNLESS OTHERWISE SPECIFIED DIMENSIONS ARE IN INCHES  
 X +/- .1  
 XX +/- .06  
 XXX +/- .015  
 CUTS +/- .005  
 ANGLES +/- .2 DEG.

NOTICE  
 HAMMOND GIVES PROTECTIVE RIGHTS TO THE MATERIAL ON THIS DRAWING. IT IS INTENDED TO BE USED AS A REFERENCE FOR IDENTIFICATION PURPOSES ONLY. THIS INFORMATION MAY NOT BE USED TO MANUFACTURE PRODUCT WITHOUT WRITTEN PERMISSION FROM HAMMOND MANUFACTURING.



**HAMMOND  
 MANUFACTURING**

WEB [WWW.HAMMONDMFG.COM](http://WWW.HAMMONDMFG.COM)

TITLE		HAMMOND 1593 SERIES INSTRUMENT ENCLOSURE	
DRAWN BY	MJM	DATE	10/23/00
SCALE		PAGE	1 OF 1
PART NUMBER	1593K		