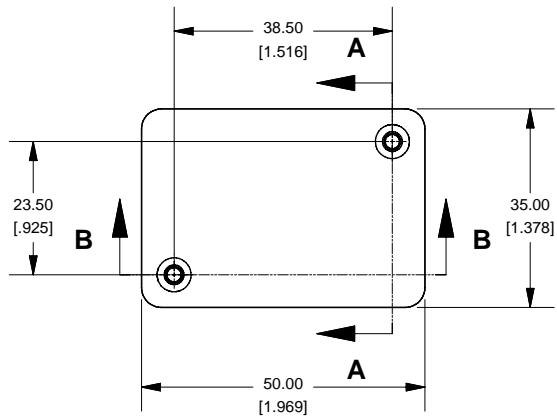
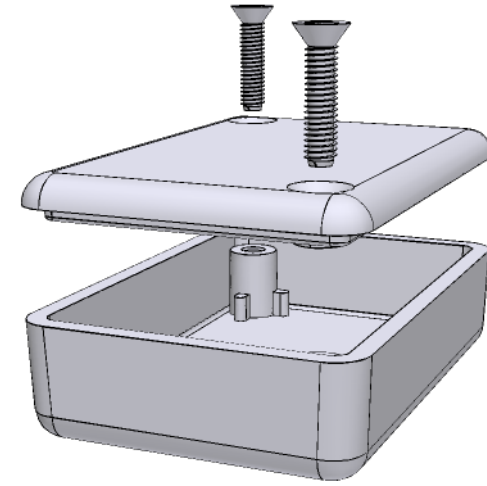
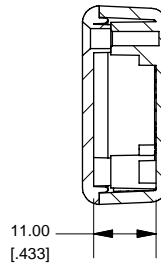


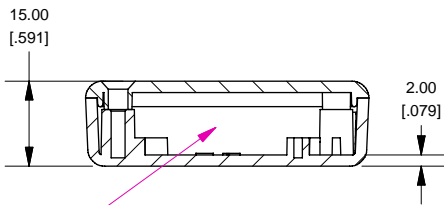
Top View of Assembly



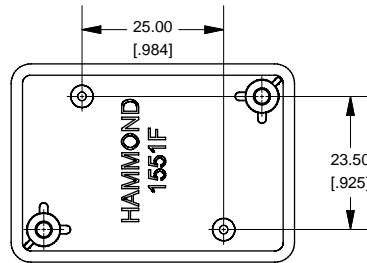
SECTION A-A End View of Assembly



SECTION B-B Side View of Assembly

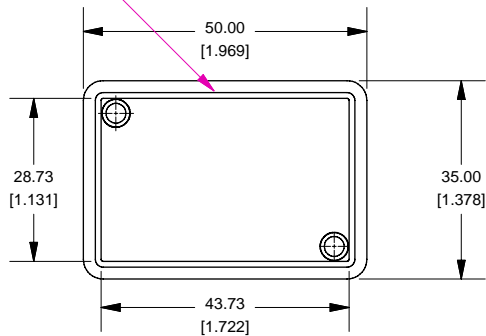


Top View Looking Inside Box

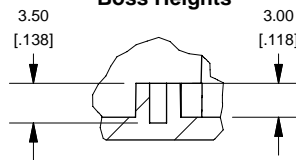


Note: Enclosure Lid may come with "gate" tab still intact.
This tab is easily removed if necessary

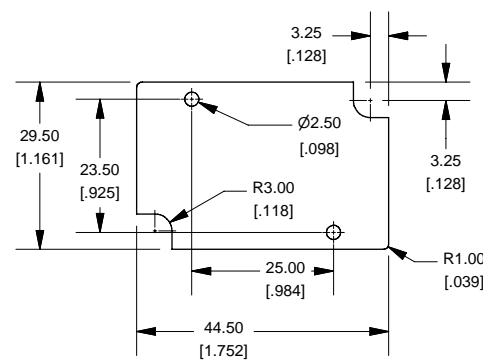
Lid



SECTION C-C Boss Heights



Maximum P.C. Board Size



NOTE

Purchased assembly includes lid and box made from GP ABS material

1551F

1551F Enclosure

Black Enclosure - RAL 9011 - UL94 - HB	1551FBK
Gray Enclosure - RAL 7035 - UL94 - HB	1551FGY
Translucent Blue - UL94 - HB	1551FTBU

ACCESSORIES

Recommended Screw Torque: 15-20 ozf.in (10-15 cN.m)		
Black Enclosure Cover Screws (Pkg 100) X 1/2" Self Tapping	[#4]	1591TS100BK
Grey Enclosure Cover Screws (Pkg 100) X 1/2" Self Tapping	[#4]	1591TS100
P.C. Board Screws (Pkg 100) [#2 x 3/16" Self Tapping]		1551ATS100

